


Making New Friends

Cam's Tale: A New School, Student's Book, page 6

1 Read and number.



Look! They're my pencils!



Let's be friends!



Bye, Mom!




Hello! My name is Sam.

2 Read and color.

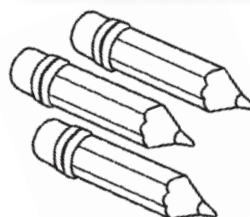


It's my book.
It's orange.



2

They're my pencils.
They're red.



3 Complete and draw.

It's my schoolbag.
It's red.



It's my schoolbag. It's _____.

Cam's Values

1 Listen and color. 



2 Read and circle.



Let's be friends!



3 Draw, complete and trace.



Hi! I'm Cam.

Hello! I'm _____.

Let's be friends!



Vocabulary

1 Match and trace.


1



pencil case

pencil

4



eraser

ruler

5



pens

glue sticks

6



2



3



2 Look and trace.

1. They're rulers. / scissors.

1



2. It's a notebook. / pencil.

2



3. It's a pencil case. / crayon.

3

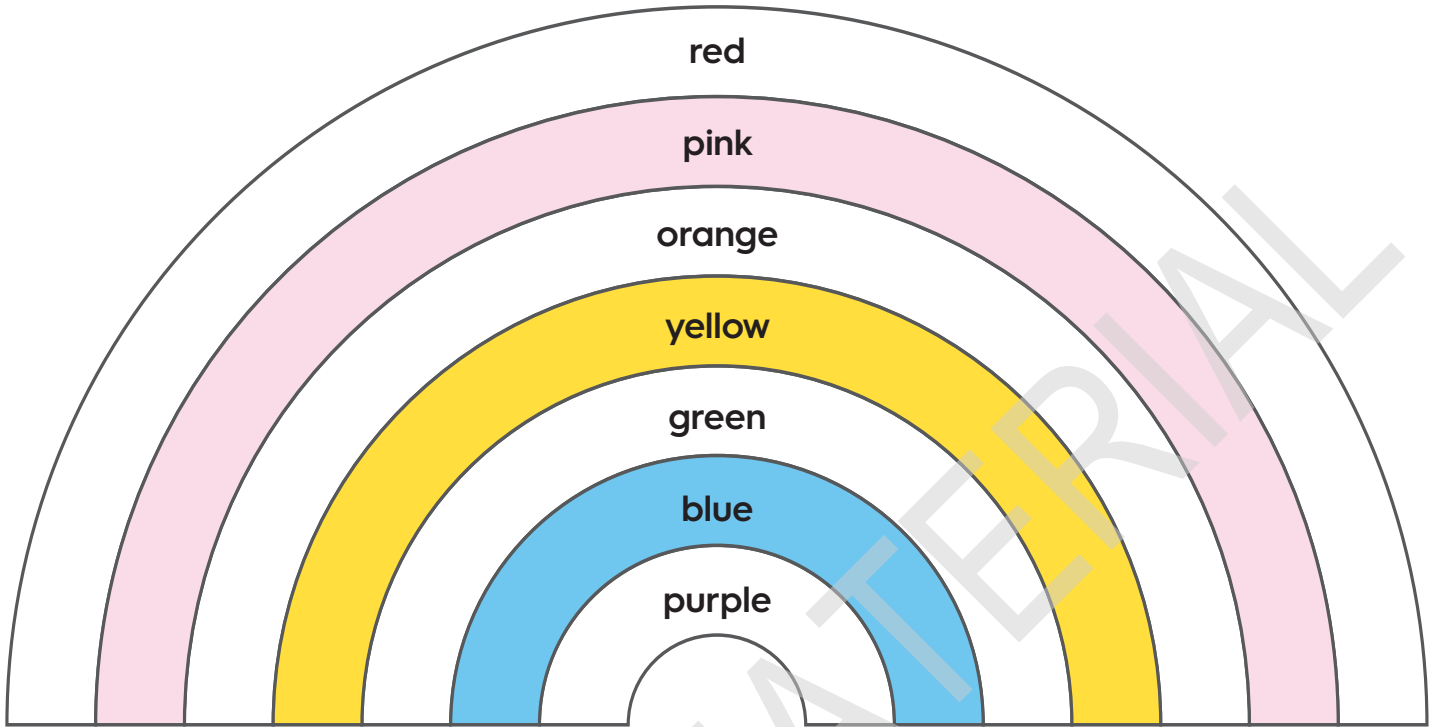


4. They're sharpeners. / erasers.

4



3 Read and color.



4 Look and complete.

1



It's a schoolbag. It's green.

2



It's a _____. It's _____.

3



They're _____. They're _____.

4



They're _____. They're _____.

Grammar

1 Look and complete.

1. It's a pencil case.
2. They're pens.
3. _____ sharpeners.
4. _____ a notebook.
5. _____ glue sticks.



2 Look and circle.



It's a ruler.

It isn't a ruler.

It's blue.

It isn't blue.



They're pens.

They aren't pens.

They're red.

They aren't red.



It's a sharpener.

It isn't a sharpener.

It's purple.

It isn't purple.



They're glue sticks.

They aren't glue sticks.

They're orange.

They aren't orange.

3 Trace and complete.

1



What is it ?

It's a _____ book _____.


2



What are they?

They're _____.

3



What is _____ ?

It's a _____.

4



What are _____ ?

They're _____.

4 Look and trace.

1



It's / It isn't a red schoolbag.

It's / It isn't a yellow notebook.

2



It's / It isn't a blue sharpener.

It's / It isn't a red pencil case.

3



They're / They aren't yellow glue sticks.

They're / They aren't green erasers.



1 Listen, follow and complete.

1 Portugal is a country in _____.

2 Portugal includes the Madeira and Azores _____.

3 The capital of Portugal is _____.




Olá!
I'm Margarida.
I'm from Portugal!



2 Look, read and color.



The most famous means of transportation in Lisbon is the **yellow tram**.



Color Code

- 1 yellow
- 2 blue
- 3 purple
- 4 green
- 5 red
- 6 pink
- 7 orange

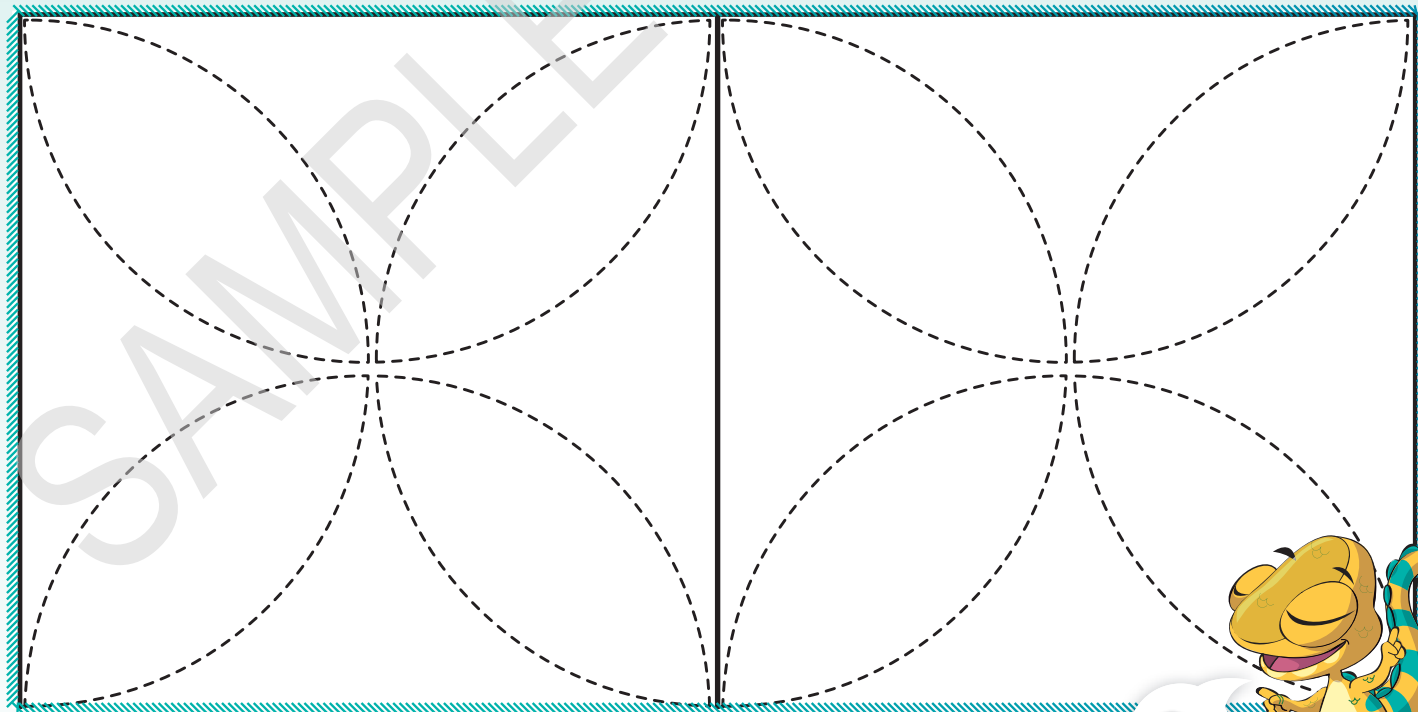
3 Read and trace.



There are many old buildings in Portugal. Some buildings have *azulejos*. *Azulejos* are blue and white tiles. They're beautiful! This art form started in 1500. It's still popular today.



4 Trace and color.



Reading

Read and mark (✓) or (X).

Hi, I'm Monica. Look!
It's my schoolbag.
It's yellow. They're
scissors. They're
red. It's a pencil.
It's pink. It's my
eraser. It's orange.
Look! It's a book.
It's blue.



Read again and match.

1. The schoolbag is...

2. The scissors are...

3. The pencil is...

4. The eraser is...

5. The book is...



Listening

2 Listen and circle.  5

1

Hello, my name is
Luke. / **Toby.**



2



My name is
Lily. / **Sue.**
What's your name?

3

Hi, I'm
Mia! / **Pam!**



4



Hi, I'm **Mike.** / **Jim.** Let's be friends!

3 Listen and complete.  6

1

Hello! My
_____ is Olivia.

3

Hi, _____
Daniel.

2

_____ your
name?

4

Let's be
_____!

Speaking

4 Trace, ask and write.

What's your name?

1

2

3

Think again

Read and mark (✓) the correct sentence.

1. what is it?
2. It's a notebook.
3. it's orange.

⊙ Rewrite the incorrect sentences.

Remember...

Sentences start with capital letters.

Edit

2 Read and complete using the capital letters.

C L I T I T

___am has a lot of things in his schoolbag. ___ook! ___t's a red book. ___hey're green pencils. ___t's a pink eraser. ___hey're blue rulers.





3 Write the final version of your text.

Look! It's a schoolbag. _____

Reflect



4 Read and circle.

- | | | |
|--|-----|----|
| 1. The sentences describe school objects. | Yes | No |
| 2. The sentences start with capital letters. | Yes | No |