Extension Worksheet 1

Name: _____ Class: _____ Date: _____

1. When you turn on a lamp, how long does it take before you can see the light? Why?

_____

_____

_____

2. Tricia wants to buy a cloth curtain for her room. She can choose between a translucent and an opaque fabric. If she wants to keep light out of her room in the morning, which should she choose? Explain your answer.

_____

_____

_____

3. This chromatic circle shows the primary and secondary colors.

What property of light is seen in the center of the chromatic circle? Explain your answer.

_____

_____

D.R. © Richmond Publishing, S.A. de C.V., 2014

4. Look at the image and answer the questions.



a. Why can the children hear the teacher's voice?

_____

_____

b. Why can the children see the bell?

_____

_____

5. Explain the properties of light using examples.

Dispersion	_____ _____
Refraction	_____ _____

D.R. © Richmond Publishing, S.A. de C.V., 2014

Extension Worksheet 2

Name: _____ Class: _____ Date: _____

1. Why are luminous bodies important? Explain using an example.

_____

_____

_____

2. Paul did an experiment using the following setup.

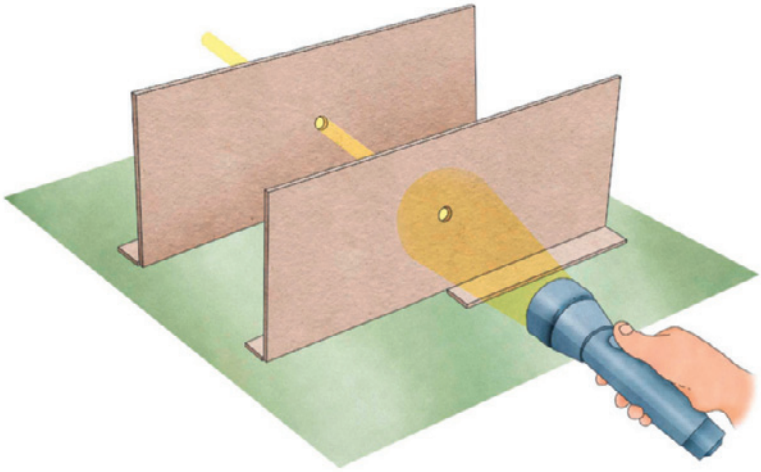

a. What property of light did Paul test in his experiment? Mark with a ✔.

- ☐ Light travels in a straight line.
- ☐ Light travels through different materials.
- ☐ Light travels at a great speed.

b. What do you think Paul's research question should be?

_____

_____

D.R. © Richmond Publishing, S.A. de C.V., 2014

3. Study the following diagram about the sounds produced by certain musical instruments. Then answer the questions.

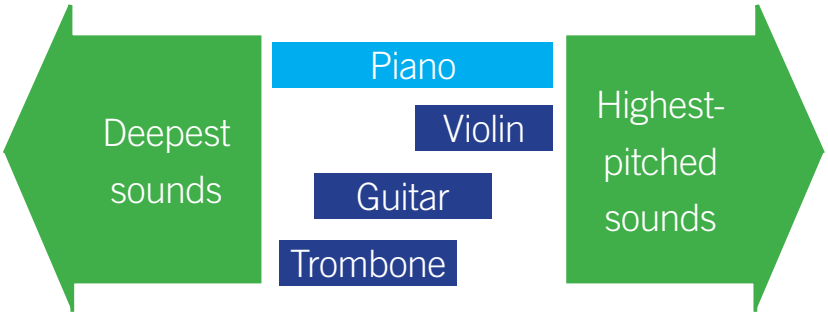

a. What characteristics of sound does the diagram show?

b. Which instruments produce the deepest sound?

c. Which instruments produce the highest-pitched sound?

d. What can you infer about the sounds a piano makes?

4. What do refraction and reflection of light have in common? How are they different?

D.R. © Richmond Publishing, S.A. de C.V., 2014