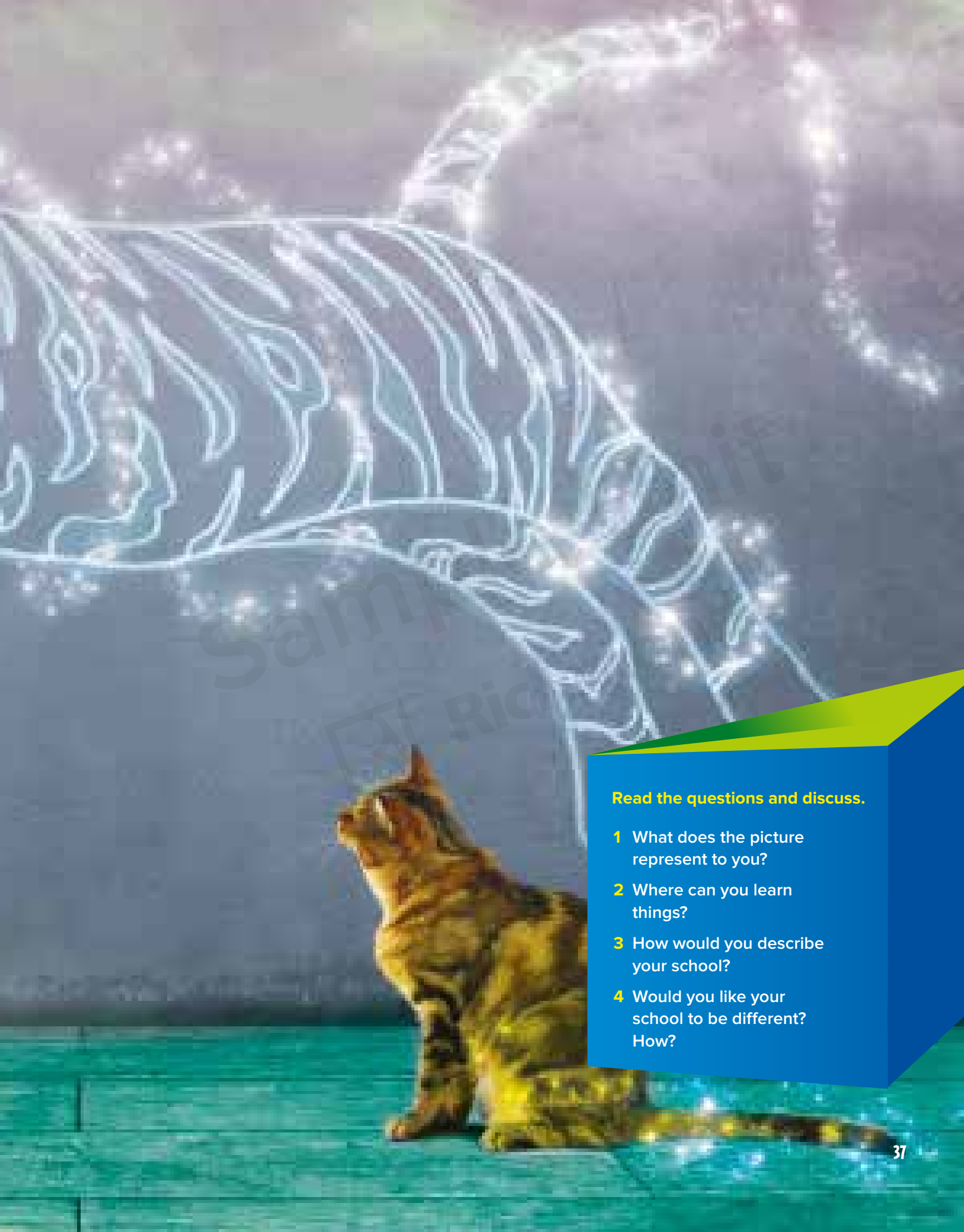


3


WHAT'S
YOUR
SCHOOL
LIKE?

Sample Unit
Richmond



Read the questions and discuss.

- 1** What does the picture represent to you?
- 2** Where can you learn things?
- 3** How would you describe your school?
- 4** Would you like your school to be different? How?




HAVE A GO!



1



2



3



4



5



6

1 Look at the photos. In which one can you see...

- a a teacher with his class?
- b lots of books?
- c different kinds of school materials?
- d sports equipment?
- e students having lunch?
- f students conducting experiments?

2 Listen to a podcast and look at the pictures. Which images show items mentioned in the podcast? Tick the correct answers.


- a Picture 1
- b Picture 2
- c Picture 3
- d Picture 4
- e Picture 5
- f Picture 6

3 Listen to the podcast again. Then discuss the questions in pairs.

- 1 Has your school got all the items represented in the pictures? If not, would you like it to have any of them? Which one(s)?
- 2 Is your school similar to Keith's? In what aspects?
- 3 In which aspects is your school different from Keith's?
- 4 Would you like to attend Keith's school? Why?



4 Write a comment about the podcast.



WHAT DO YOU THINK OF THIS PODCAST?



Faith Sanders Awesome podcast! Very funny!

February 16, 2018

6 Great! Reply



Proud Geek I like Maths too!

March 25, 2018

9 Great! Reply



Emma Harris I wish my school was like that. :(

April 1, 2018

4 Great! Reply



POST



5 Write a question about schools in another country. Then look for possible answers.



1 Match the school facilities to their definitions. You may use a dictionary to help you.

- | | |
|--------------|-------------------------|
| 1 auditorium | 6 library |
| 2 bathroom | 7 head teacher's office |
| 3 cafeteria | 8 swimming pool |
| 4 gymnasium | |
| 5 laboratory | |

- a a type of restaurant
- b a room where people do Science experiments
- c a place with special equipment for doing physical exercises
- d a structure filled with water for practising aquatic sports
- e a room where the school head teacher works
- f a large room for speeches, lectures and stage performances
- g a place where there is a toilet
- h a room that contains collections of books

2 Label the pictures using the words/expressions from the box.

correction fluid eraser pen pencil
pencil case whiteboard

1  _____	2  _____
3  _____	4  _____
5  _____	6  _____

3 Read the sentences and circle the correct options.

These are the lockers. Students keep their **books, notebooks** and other school items here.

- 1 The words in bold are examples of school **objects / uniform**.
- 2 They are in the **singular / plural** form.

Snack Learning

Plural Nouns

pen: pens watch: watches
library: libraries paper clip: paper clips

4 Count and write the plural nouns.

1  a glue stick	 five glue sticks
2  a paintbrush	
3  a stapler	
4  a dictionary	
5  a pencil case	

5 Answer in pairs.


What objects have you got...

- a in your pencil case?
- b in your schoolbag?
- c on your desk?

LISTENING AND SPEAKING

- 1  Listen to Keith giving a tour of his school and identify the places he visits.

a _____ d _____
 b _____ e _____
 c _____

- 2  Listen again. Then write T (true) or F (false) and correct the false statements.

1 Keith studies at a school named Challenge Middle School.

2 Keith's school has got twelve classrooms.

3 There's lasagna for lunch today.

4 Keith's favourite subject is Science.


5 The Maths teacher is named Mr. Taylor.

Buzzwords

"The teachers are **awesome**."

What does "awesome" mean in this context? Look it up!

Pronunciation

- 3  Listen to Keith and notice how he pronounces the words in bold. Has your language got this *th* sound?

I'm **Keith Mathis** and I live in **South** Houston.


That was Mr. **Smith**, the History teacher.

And these are the **three** new **bathrooms**.

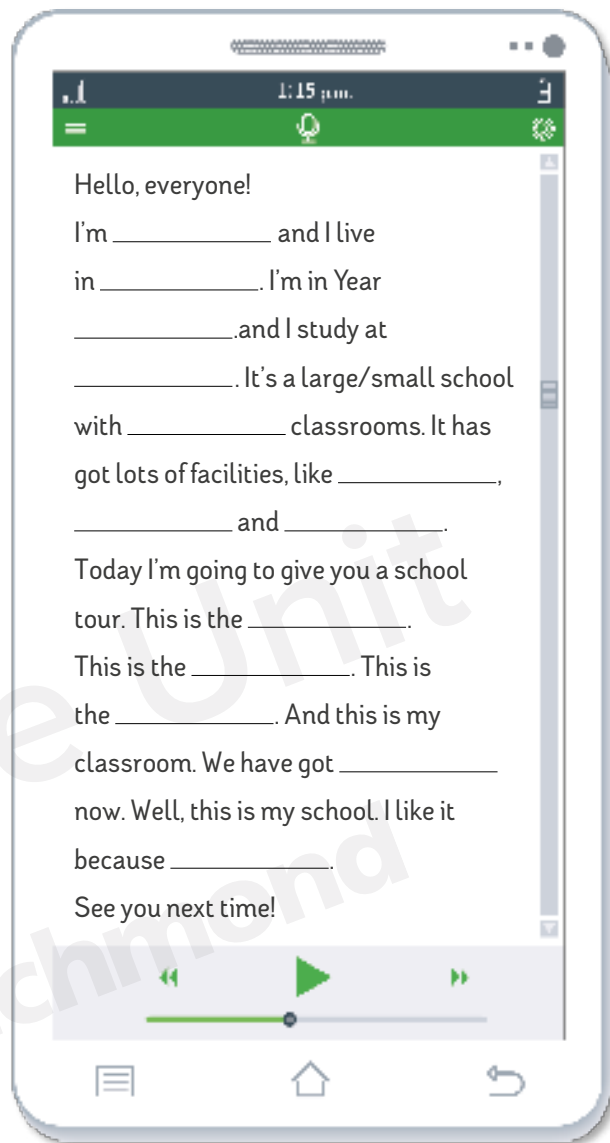
Mr. White is the **Maths** teacher.

- 4  Listen and practise the words below.

bathroom birthday Maths
 month three

- 5  Listen to the sentences in activity 3 again and practise them.

- 6 Plan a short podcast about your school.




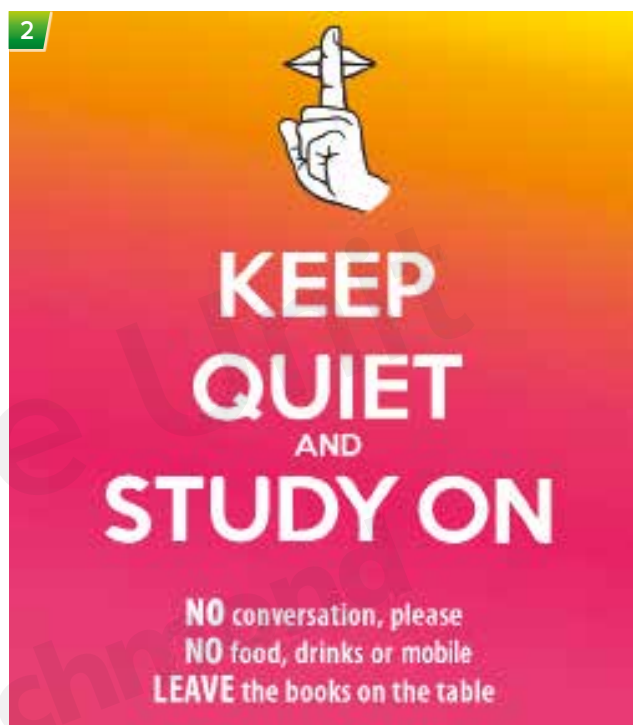
- 7 Read your podcast to the rest of the class. You can also record it and share it on a social network or your class/school blog.



Before Reading

1 Look at the texts and discuss the questions in pairs.

- 1 Which text gets your attention the most? Why?
- 2 Which similarities and differences can you notice between the texts?



2 Look at the texts and circle the correct option.

- 1 These texts are...
- a ads.
 - b leaflets.
 - c posters.
- 2 We can see them in...
- a restaurants.
 - b schools.
 - c parks.

3 Tick all the correct answers.

- 1 This kind of text is used to...
- a give information.
 - b attract people's attention.
 - c tell a fictional story.
 - d persuade people to do something.
 - e irritate other people.
 - f present the author's personal information.
- 2 What are some characteristics of this kind of text?
- a It is creative.
 - b It is long.
 - c There is always an image in it.
 - d It is visually attractive.
 - e It is usually colourful.
 - f It hasn't got questions.

While Reading

4 Read the posters in activity 1. Then write which ones correspond to the descriptions below.

- a Information poster _____
- b Campaign ad _____
- c Motivational poster _____

5 Read the posters again and answer.

Which poster...

- a can you see in a library?
- b encourages people to donate books?
- c asks for suggestions?
- d suggests that difference is good?
- e points at something outside it?
- f hasn't got an order or request?
- g asks the reader a question?

6 Read poster 2 again and tick the signs that convey the same ideas.

1  2 

3  4 

5 

7 Complete the sentences about the messages of the posters.

- 1 According to poster 1, being _____ is positive.
- 2 Poster 2 asks you to be _____ in that place.
- 3 According to poster 3, there are people who need your old _____.
- 4 Poster 4 suggests that your _____ are important.

After Reading

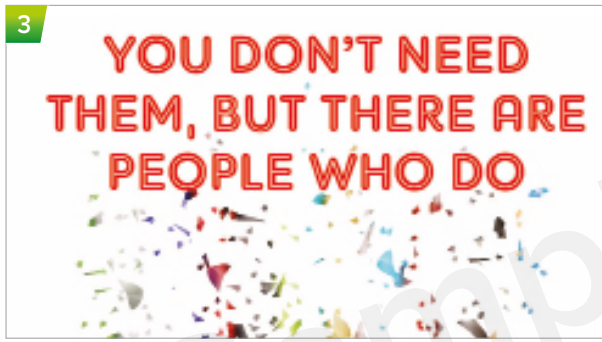
8 Analyse the visuals in the posters and discuss.

- 1 Do they help convey the message of the posters? Why?
- 2 Which of the visuals appeals to you the most? Why?

9 Are there similar posters in your school? If not, what kind of posters are there?

10 In your opinion, which of these posters is the most effective? Why?

1 Read the sentences and complete.



- a The second part of sentence _____ is in the affirmative form.
- b Sentence _____ is in the negative form.
- c Sentence _____ is in the interrogative form.

There be

Affirmative

There is a library in my school.
There are two swimming pools in my club.

Negative

There isn't a library in my school.
There aren't two swimming pools in my club.

Interrogative

Is there a gym?
Are there any books in the box?

Short Answers

Yes, there is. / No, there isn't.
 Yes, there are. / No, there aren't.

The structure *there + be* is used to **say that something exists.**

2 Underline the correct form of *there be* to complete the sentences.

- 1 **Are there / Is there** many students in your school?
- 2 **There is / There are** two students in the head teacher's office.
- 3 **There is / There are** a football field in the club.
- 4 **There aren't / There isn't** an airport in my town.
- 5 **Is there / Are there** a red pen in your pencil case?
- 6 **There isn't / There aren't** many books in the library.

3 Complete the questions and answer them about yourself.

- 1 _____ many students in your class?

- 2 _____ anything on your desk?

- 3 _____ an auditorium in your school?

- 4 _____ any books in your schoolbag?

- 5 _____ many pens in your pencil case?

Snack Learning

A/An for Singular Nouns

a + consonant sound

a cafeteria
 a schoolbag

an + vowel sound

an auditorium
 an eraser

4 Complete the sentences about your school. Use *a* or *an* where appropriate.

- 1 In my school there is _____ and there are _____.
- 2 In my school there isn't _____ and there aren't _____.
- 3 In my ideal school there is _____ and there are _____.
- 4 In my ideal school there isn't _____ and there aren't _____.

Snack Learning

School Subjects

- Art
- English
- Geography
- History
- Maths
- Physical Education
- Science

5 Complete the sentences about yourself.

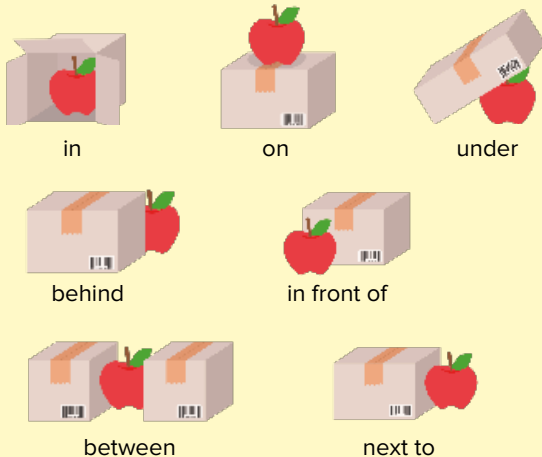
- 1 My favourite subjects are _____ and _____.
- 2 My least favourite subjects are _____ and _____.
- 3 I am good at _____.
- 4 I am not so good at _____.

6 Match the pictures to the sentences.



- a Put your books in the box.
- b Leave the books on the table.

Prepositions of Place



7 Look at the pictures and answer the questions.



Where's the mechanic?



Where are the bikers?



Where are the coloured pencils?



Where's the apple?



Where's the family?



Where's the mechanical pencil?



Where's the dog?

A Poster

Before Writing

1 Plan your poster.

- 1 What is the theme of your poster?
- 2 What is its purpose?
- 3 Who is it for?
- 4 What message do you want to convey?
- 5 Are there any images in it? If so, which one(s)?

Drafting

2 Write and draw a draft of your poster.



3 Share your poster with a classmate and ask for his/her opinion. Make adjustments, if necessary.

Final Writing

4 Make the final version of your poster. Hang it on a classroom wall. You can also publish it on a social network or your class/school blog.

Few Some Most of the

_____ students are satisfied with the conditions of the school facilities.

Research

- ▶ In small groups, prepare a questionnaire about the conditions of the classrooms and other school facilities. For example, you can ask about the condition of the desks, cleanliness of the walls, temperature and organisation of the rooms and quality of the equipment. Don't forget your questions should be clear and objective.
- ▶ Decide when you are going to interview the students and how you are going to explain why you are interviewing them.
- ▶ Conduct a survey among the students. Choose one of the other classes and interview its students. Remember to write down their answers.

Think

- ▶ How many students were interviewed?
- ▶ How many of them are satisfied with the conditions of the school facilities? How many are not?
- ▶ Which is the most praised facility? Why?
- ▶ Which is the most criticised facility? Why?

Discuss



_____ students are satisfied with the conditions of the school facilities.

1 Reflect on your conclusion and discuss.

- 1 Are you surprised by it? Why?
- 2 What do the students think about their classroom? What should be done to improve it?
- 3 What do they think about the other school facilities? What should be done to improve them?
- 4 What can the students do to improve the conditions of the school facilities?

2 Discuss your ideas with the rest of the class. You can also share them on a social network or your class/school blog.

1 Read the posters and discuss the questions.




- 1 Who has got the right to go to school?
- 2 Why are you lucky, according to poster 2?
- 3 What is the contradiction between the two posters?

2 Find out, answer and discuss.

- 1 Do you know any children or teenagers who do not go to school? Why can't they go to school? What do they do?
- 2 Are there any children who haven't got the school materials they need?

3 What can you do to help children or teenagers who do not go to school? What can you do to help children or teenagers who haven't got the materials they need for school?

4 Draw a poster about the importance of education.



Would you like to be educated at home?



1 Read the article. Then discuss the questions with a classmate.

- 1 What is homeschooling?
- 2 Why are some children educated at home?
- 3 Would you like to be educated at home? Why? Why not?

www.richmond.com.br

ENCYCLOTEENS

ARTICLE |
 READ |
 EDIT |
 VIEW HISTORY |
 SEARCH

»

HOMESCHOOLING

Homeschooling, also known as home education, is the education of children at home. Tutors or parents teach the child and he/she can have lessons alone or with his/her brothers or sisters. The family chooses what to teach and how to do it, but they can follow the government curriculum.

REASONS FOR HOMESCHOOLING

Parents decide to teach their children at home for many different reasons, among which:

<p>» the child is sick and can't go to school;</p> <p>» the child is gifted and needs more challenging material;</p>	<p>» the family needs to travel frequently;</p> <p>» parents think they can give their children a better education at home.</p>
--	---

HOMESCHOOLING ALL OVER THE WORLD

Homeschooling is a legal alternative to schools in many countries, such as Australia, Canada, the United Kingdom and the United States. However, it is still considered illegal in many other nations, for example, Germany, Brazil, Greece and Turkey.

Based on <http://kidshealth.org/en/kids/homeschool.html>; <https://www.thoughtco.com/what-is-homeschooling-1832543>; <http://www.nationmaster.com/country-info/stats/Education/Homeschooling-legal-status>. Accessed on April 12, 2019.

REVIEW 3

1 Cross the odd one out.

- 1 classroom – lab – bedroom
- 2 head teacher – doctor – teacher
- 3 cinema – restaurant – cafeteria
- 4 pen – pencil – whiteboard
- 5 library – auditorium – notebook
- 6 notebook – eraser – correction fluid

2 Circle the correct option to complete the sentences.



The cat is **in** / **on** the box.



The green pencil is **between** / **next to** the red and the blue pencils.



Simon is reading **behind** / **under** the blankets.



The dog is **on** / **in front of** the sofa.

3 Complete the definitions with the words from the box.



Art Geography History Maths
Physical Education Science

- 1 _____ is the science of numbers and shapes.
- 2 _____ is the instruction in sports, exercise and hygiene.
- 3 _____ is the study of countries, oceans and mountains.
- 4 The study of events that happened in the past is called _____.
- 5 _____ studies the physical and natural world.
- 6 The activity of drawing, painting and making sculptures is called _____.

4 Look at the pictures and write sentences.



There are coloured pencils in the pencil case.



5 Complete the dialogue with the correct form of *there be*.

- Amelia:** I'm thinking about changing schools... Where do you study, Oliver?
- Oliver:** At Riverview. It's a large school!
- Amelia:** Really? How many classrooms _____?
- Oliver:** I think ⁽¹⁾ _____ about 30.
- Amelia:** It's quite large! ⁽²⁾ _____ a library?
- Oliver:** Yes, ⁽³⁾ _____. A large one with lots of new books!
- Amelia:** ⁽⁴⁾ _____ a good gym?
- Oliver:** In fact, ⁽⁵⁾ _____ two! One in the basement and one on the 3rd floor.
- Amelia:** Wow! I'll pay a visit to your school.
- Oliver:** Good idea! I think you should do that!