

Unit 1

A field trip

Lesson 1

1  1.5 Read and listen.



1 This aquarium is huge! Where shall we go first?

2 Wow! These turtles are amazing!

3 I'm going to feed them!

4 Let's go and see the turtles!

5 Cool!

6 Be careful, Toby! That's very dangerous!

7 Oh no!

Ahh!

Hang on, Toby!

Phew!

PLEASE DON'T FEED THE TURTLES!

Next time, read the sign!

1 Look, read and complete.

drop eat or drink feed jump run ~~scare~~ take touch use

1



Please don't
scare
the fish at the
aquarium.

2



Please don't

the art at the art
gallery.

3



Please don't

photos at the
planetarium.

4



Please don't

the animals at
the zoo.

5



Please don't

at the gift shop.

6



Please don't

mobile phones
at the theatre.

7



Please don't

litter at the
library.

8



Please don't

at the science
museum.

9



Please don't

the queue at the
theme park.

Grammar

Please **don't scare** the fish at the aquarium.

2 Listen and check your answers.

Unit 1

Lesson 3

1 Read the letter and answer the questions.

SUNNYVILLE SCHOOL

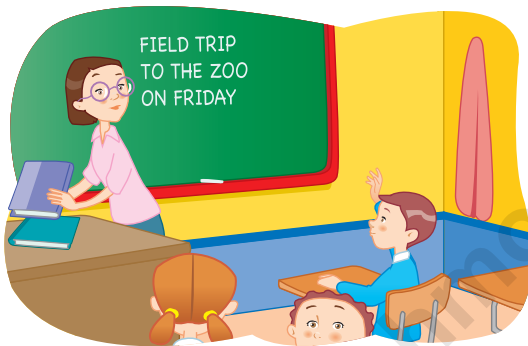
Valley Road, Sunnyville.

Dear Parents,

Tomorrow is Class 3's trip to the zoo. Remember to give your child a packed lunch and they can bring a camera too. Your child can bring some money to spend in the gift shop. Unfortunately, we can't feed or touch the animals, so please remind your child.

Yours faithfully,

Mrs. Taylor



Yes, you can. No, you can't.

1. Can I take my camera? _____
2. Can we bring food? _____
3. Can we touch the animals? _____
4. Can we go to the gift shop? _____
5. Can I feed the animals? _____

2 Order and write the questions.

1. snack / I / can / buy / a _____ ?
2. we / touch / the / can / monkey _____ ?
3. take / can / we / pictures _____ ?
4. I / to / go / can / toilet / the _____ ?
5. can / have / I / apple / an _____ ?

Grammar

Can we take pictures?

Yes, you can. No, you can't.



1 Listen, complete and chant.

hers his mine ours (3) theirs (3) yours

Whose school is it?

Whose school is it?

It's _____, it's _____,

Is it _____? Is it _____?

Yes, it's _____!

Whose school is it?

It's _____, it's _____!

Is it _____? Is it _____?

Yes, it's _____!

Grammar

Whose backpacks are they? They're **ours**.

2 Look and write true (T) or false (F).



1. Whose bus is it?



It's ours. ____

2. Whose uniforms are they?



They're theirs. ____

3. Whose backpack is it?



It's hers. ____

4. Whose school is it?




It's ours. ____

5. Whose tennis shoes are they?



They're mine. ____

6. Whose mascot is it?



It's ours. ____

The magic clean-up book

Part 1

Megan and Paul live in Summertown. They are worried because their town is very dirty and untidy. There is litter on the streets, graffiti on the walls and the lake hasn't got any fish any more.

Today, Megan and Paul are at a book fair. There are many stands and tents full of books. There's a blue tent with coloured lights that looks really interesting.

'Can I help you?' asks a voice. Megan and Paul turn around and see a thin old man with thick glasses. He isn't wearing any shoes, just yellow and orange socks.

'Can I help you find a particular book?' the strange man asks. 'Um, yes,' Paul replies, 'we're looking for a book about how to clean up a town.'

'Follow me, I have just the book you need,' says the old man as he opens a secret door of the tent. The children follow him. There are a lot of big, colourful books.

The man takes a heavy old book and gives it to Paul. It is called *The magic clean-up book*. Paul and Megan say 'Thank you,' but the old man has disappeared!

Paul opens the big old book and a purple light shines out of the pages. Suddenly, the children are flying high in the air on the back of a purple dragon! Below them they see rivers, lakes, towns and forests.



1 1.8 Read and listen to the story.

2 Read and match.

1. What's the problem in Summertown?
2. What are Paul and Megan looking for?
3. Who speaks to them?
4. What's the old man wearing?
5. What does the man give them?
6. What are the children riding?

- ☐ Yellow and orange socks.
- ☐ A thin old man.
- ☐ It's very dirty and untidy.
- ☐ A purple dragon.
- ☐ A book about cleaning a town.
- ☐ A heavy old book.



The dragon is flying over a town with green fields, a clean lake full of fish, clean streets and gardens with fruit and vegetables growing in them. 'Welcome to our town,' says the dragon.

The dragon lands in a field next to a big house. 'This is a beautiful house,' says Megan, 'Whose house is it? Can we go in?'

'It's the king's house,' says the dragon, 'Go through that wooden door.'

The children open the heavy door and see a man wearing elegant robes and a gold crown. 'It's the old man from the book fair!' Megan whispers to Paul.

'Come in, children. Let me show you my house!' says the king.

They follow the king down a long corridor. On the walls there are hundreds of clocks. Each clock has the name of a place under it.

Paul points to the Summertown clock, 'Look, that's ours! But why aren't the hands moving?'

'Because you are here in Greentown,' says the king.



They continue walking around the king's house until they come to the dining room. There is a long wooden table in the middle of the room. The air is full of delicious smells – soup, bread, homemade apple pie. The children are hungry!

'Let's eat!' says the king. They sit down to eat and musicians come into the room to sing and entertain them.

1 **1.9** Read and listen to the story.

2 Read and complete the sentences.

- Greentown looks like Summertown except much _____.
- The dragon lands in a field _____ a big house.
- The king is wearing _____ robes.
- Paul and Megan see a lot of _____ on the walls.
- The food smells _____.
- _____ entertain them as they eat.

1   Listen and number.



Grammar

Is she **looking** for souvenirs?
Yes, she **is**. / No, she **isn't**.

2 Read, look and circle.

1. Is she looking for souvenirs?
2. Are they listening to the guide?
3. Is she taking a picture?
4. Are they watching a performance?
5. Is he eating a snack?
6. Is he buying a souvenir?
7. Is it posing for a picture?
8. Is she explaining the exhibit?

Yes, she is. / No, she isn't.

Yes, they are. / No, they aren't.

Yes, she is. / No, she isn't.

Yes, they are. / No, they aren't.

Yes, he is. / No, he isn't.


Yes, he is. / No, he isn't.

Yes, it is. / No, it isn't.

Yes, she is. / No, she isn't.

3  Correct the negative statements with a classmate.

Phonics


1  1.11 Listen and say the poem.

The funny king


This is a funny **king**,
He wears a ruby **ring**.
He likes to **sing** a song,
When he plays **ping pong**.

His gold isn't in the **bank**,
It's in the fish ta**nk**!
His jewels are in the **sink**,
Except his crown, which is **pink**!



2  1.12 Listen and colour the objects in the picture.

3  1.13 Listen, circle and repeat.



sing / sink



sing / sink



wing / wink



wing / wink



bank / bang



bank / bang



sting / stink



sting / stink





ring / wrong



ring / wrong

1 Read and number.

Welcome to the insect museum!



1. Ants

They live in colonies. There are worker ants and queen ants in a colony. Queen ants lay eggs. The worker ants feed the queen. Ants communicate through chemicals. When a worker ant finds food, it leaves a chemical trail. Other worker ants smell the chemical and can find the food. A worker ant lives for one to three years, but a queen ant can live for thirty years!

2. Dragonflies

They have long bodies and four transparent wings. They can fly in six directions: up, down, forward, backward and side to side! Dragonflies lay their eggs in the water and young dragonflies live in the water. They leave the water when they are adults. They eat flies, ants, mosquitoes and butterflies.

3. Fireflies

They live in hot and humid places and are active at night. Their bodies are brown, but they can produce red, green and yellow light! Fireflies make light from special chemicals in their abdomen. They use the light to find other fireflies at night.

4. Crickets

They have long antennae, wings and thick back legs. They can jump and fly. Male crickets can also sing or 'chirp.' They chirp to attract female crickets. To make this sound, they rub their wings together. When it is hot in the summer, crickets chirp louder. In Japan, some people keep crickets as pets!

2 Read and complete.

ant (s) crickets (x2) dragonflies (x2) fireflies (x2)

- _____ can fly in six directions.
- _____ can produce light.
- Males chirp to attract female _____.
- _____ communicate through chemicals.
- _____ are pets in Japan.
- The workers feed the queen _____.
- _____ are active at night.
- _____ eat flies and mosquitoes.

The London Eye

Unit 1
Lesson 10
Culture

1 Read and answer the questions with a classmate.



A trip to London is always exciting. There is so much to see and do in this famous historic city. The big wheel, called the London Eye, is a popular tourist attraction - more than 3 million people visit it every year!



As it turns round, you can see lots of other famous buildings and parks, up to 40 km away! It has 32 capsules and each one can carry 25 people, that means 800 passengers at a time, the same as 11 London buses!

The wheel moves slowly and the trip from start to finish takes about 30 minutes. It doesn't stop for people to get on and off. It is so slow you can simply walk on and off.

The whole London Eye weighs 2,100 tonnes, or the same as 1,272 London taxis!

The London Eye is 135 m high. That's like 64 telephone boxes on top of each other!




1. Why do you think it's called the London Eye?
2. How many people can travel on the London Eye at one time?
3. If you get on at 11 o'clock, what time do you get off?
4. What colour are London buses?
5. Do you want to go on it?

2 Complete with numbers.

1. From the top you can see up to _____ km away.
2. The London Eye has _____ capsules on it.
3. It takes _____ minutes to complete a circle.
4. _____ million people visit it each year.

3 Tell a classmate about an interesting place to visit where you live.

Unit 1 Review

1  1.14 Listen and number. Then write the captions.




mum / take / children / aquarium

Mum is taking the children to the aquarium.




buy / souvenirs




watch / fish



eat / ice cream




buy / tickets




hold / turtle

2  Read, look and answer.



1. What are Ted and Noah doing?
2. Are they drinking milk?
3. What's the gorilla doing?
4. Who's posing for the picture?
5. What's Sue doing?

Unit 1 Review

3  Look and complete.

drink drop eat feed take touch use

1




Please don't _____
pictures.

2



Please don't _____
your mobile phone.

3



Please don't _____
the lions.

4



Please don't _____
or _____.

5



Please don't _____
litter.

6



Please don't _____
the art.

4  Point, ask and answer with a classmate.



hold a
dinosaur



at the
aquarium



look at photos



sleep



talking



ride a camel



buy
chocolate



drink juice

Are they
drinking juice?

No, they aren't.
They're drinking milk.

 More
practice