



Topic 2

Yummy Food!



 The Magic Lunchbox 

Unit 3 At the Market

Vegetables



- ◆ Help the woman in the blue dress find her vegetables. Circle them in the big picture.

Fruit

- ◆ Find and count the fruits in the bags in the big picture.

_____ red fruits

_____ yellow fruits

_____ green fruits



Unit 4 It's Lunchtime!

Things You Use to Eat



- ◆ Circle the things in the big picture that we use to eat.

Topic 2 Unit 4 It's Lunchtime!

Food and Desserts



- ◆ Find the boy in the big picture and write what he is eating.

Unit 3 At the Market

1 Look and stick.



2 Listen and circle the vegetables the boy and his mum want.

◆ Point, ask and answer.

What are those?

They're peppers. They look nice.

I like peppers.



3 Listen and write the numbers on the list. 🎧 📱

◆ Say the number and name the fruit.

Five.

Five lemons.

- | | |
|----------------|-------------|
| ___ pears | ___ coconut |
| ___ kiwis | ___ mangoes |
| ___ oranges | ___ limes |
| ___ pineapples | ___ lemons |

My Space

◆ Choose four things to buy. Act out a dialogue.

Can I help you?


Yes. Six pears, please.

Here you are! Anything else?

Two pineapples and a coconut, please.

1 Listen and follow. 

Good Buddies I'm Hungry!



2 Read and write Yes or No.

- 0. Are there any lemons in the fridge? Yes _____
- 1. Are there any apples in the fridge? _____
- 2. Are there any mangoes in the fridge? _____
- 3. Are there any carrots in the cupboard? _____
- 4. Are there any onions in the cupboard? _____

3 Write three different fruits or vegetables on a piece of paper. Put the paper in your pocket.

lemons apples mangoes carrots onions tomatoes


◆ Ask and answer.

Are there any apples in your pocket? Yes, there are! / No, there aren't!

3

ARE THERE ANY CARROTS?

NO, THERE AREN'T. THERE ARE SOME ONIONS AND TOMATOES.



OH!

4

I KNOW, LET'S GO TO THE MARKET!

GOOD IDEA! LET'S ASK MUM.

CAN WE COME?

OF COURSE!



4 Read, look and circle the fridge.

What's in your fridge?



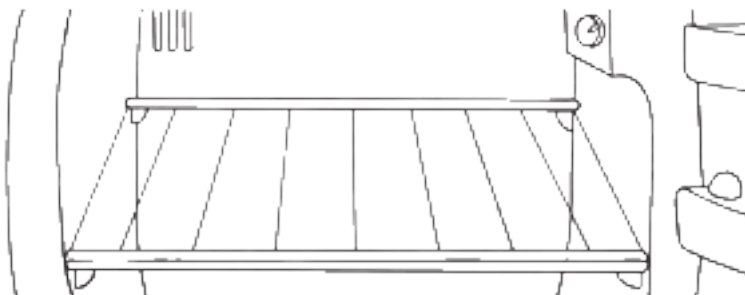
There are some apples and mangoes, but there aren't any pears or cabbages.



◆ **Complete a description of the other fridge.**

There are (1) _____, (2) _____ and (3) _____, but there aren't any (4) _____, (5) _____ or (6) _____.

5 Draw different fruits and vegetables. Ask and answer.



What's in your fridge?

There are some...and..., but there aren't any...or...

6 Listen and match. 



◆ Read, look and complete. 

yours his mine ours hers theirs

1. That's _____!



2. Yes, it's _____.

3. They aren't _____.



4. They are _____.

5. Those are _____.



6. They are _____.

 Play Whose Object Is It?



Whose pen is it?

It's Paco's.

It's yours.

Yes, it is.

No, it isn't mine.



Listening

1 Listen and colour. There is one example.  



Speaking

- 2 Name the fruits and vegetables in the picture.
- 3 Talk about the fruits and vegetables. Say which ones you like and which ones you don't like.


Mindful Eating

1 Look, listen and write the numbers. 



◆ Draw a piece of food. Answer the questions.

1. What colour is it? _____
2. Is it soft or hard? _____
3. Is there a sound? _____
4. How does it smell? _____
5. Does it taste delicious? _____



2 Answer the quiz.

Mindful Eating

1. Do you like eating? **Yes, I do!** / **It's OK.** / **No, I don't.**
2. Do you eat quickly or slowly? **Quickly!** / **Sometimes quickly.** / **Slowly.**
3. Do you think about your food when you are eating it?
Always. / **Sometimes.** / **Never.**



◆ Compare your answers with a classmate.

1 Listen and say. 



2 Read, listen and complete. 

The Snake on the Stick

A an sees a all ake on a ick.

"Are you eeping?" the an asks.

The ake its.

"I'm not eeping. I'm shedding my in."



3 Read, look and write the numbers.

1. "You can speak," says the swan.
2. "And I can swim," the snake says.
3. The snake slides into the water.
4. Leaving his skin behind!
5. A tasty sweet snack for the swan!



◆ Take turns reading the story. 

Reading

1 Read and write the numbers.

Pizza Crazy

Everybody loves Italian pizzas. They have got cheese and tomatoes with different vegetables and meat. Today, some pizzas have got strange ingredients. Here are four countries with crazy pizzas!



1. The Philippines

Guimaras Island in the Philippines is famous for its beautiful beaches and delicious mangoes. So, it's not surprising that mango pizza is a specialty there.



2. Australia

Be careful when you go to Australia! There they use some very strange pizza ingredients. One ingredient can bite you...it's a crocodile!



3. Sweden

People in Sweden like to put fruit on their pizzas. One popular pizza has got bananas, pineapples, tomatoes and curry!



4. Russia

Everybody knows four-cheese pizza. In Russia, people like to eat pizza with four different kinds of fish. It's called mockba and you eat it cold!

2 Read and write Yes or No.

1. Pizzas in Italy have got cheese, tomato and vegetables. _____
2. Guimaras Island is famous for its coconuts. _____
3. In Sweden, you can have crocodile on a pizza. _____
4. People in Russia eat pizza with fish. _____
5. You eat *mockba* hot. _____

3 Write the name of the country according to the pizzas the people like.

1

Hi, my name's Emilio. I like to try new things, but I don't like fish. I really like meat.



2

Hi, I'm Amy. I don't eat meat, but I love fruit. I don't like tomatoes.



3


My name's Lily. I love fish. I even eat cold fish. It tastes good!



4

Hello! My name's Peter. I make my own pizzas. It's really easy. I use lots of different fruits.



◆ Discuss crazy pizza ingredients from your country. 

Writing

1 Look at the pictures and write the words. 

Ingredients



zpiza gduho
0. p i z z a d o u g h



dre ppprees
1. _____



matoot
2. _____



shmuromos
3. _____



oonisn
4. _____



ehesce
5. _____





anaabn
6. _____







2 Read and complete Max's pizza recipe.



My Favourite Pizza Recipe

Hi! My name is Max. I love making pizza! First, I cut the

(1)  _____ and wash the vegetables. Then, I cut them into pieces. I roll out the (2)  _____ and put

(3)  _____ on top. I add the (4)  _____,


(5)  _____, (6)  _____ and

(7)  _____. Finally, I put a (8)  _____

in the middle. I cook the pizza in the oven for 20 minutes. My pizza is called Max's Super Banana Pizza!



- 3** Create a new favourite pizza and draw it.



INGREDIENTS

- ◆ Write a list of ingredients.
- 4** Complete the text about your pizza.

My Favourite Pizza Recipe

Step 1 Wash all the vegetables.

Step 2 Cut the ingredients into small pieces.

Step 3 Roll the pizza dough.

Step 4 Put the _____ on the dough.

Step 5 Add the _____.

Step 6 Put _____ in the middle.

Step 7 Put the pizza in the oven for 20 minutes to cook. My pizza is called _____.



Listening

1 Listen and circle *T* (True) or *F* (False). 

- 1. The children are making a salad. T F
- 2. Grandma is helping the children. T F
- 3. The children don't like salad. T F


2 Listen and circle the ingredients they use. 



◆ Listen again and cross (X) the things the boy and girl don't like. 

Speaking

1 Number the fruits in order according to how much you like them.



◆ Choose four fruits to make a smoothie. Draw them in the blender.



2 Compare your smoothie with a classmate.

What's in your smoothie?

There are some apples, oranges, kiwis and mangoes.

Are there any lemons?

Yes, there are. / No, there aren't.