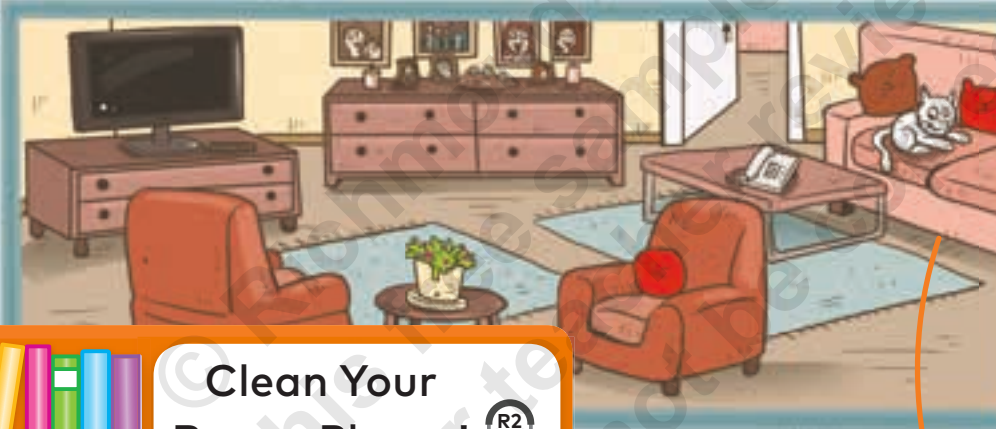


Topic 2


My Places



 Clean Your Room, Please!  R2

Unit 3 My House

Rooms in a House



Hi, I'm Eva. There are 4 / 6 / 8 rooms in my house.

Furniture



◆ Read, look and circle.

◆ Look and match with the furniture in the big picture.



Unit 4 My Bedroom

Prepositions

Where are my cats?



- ◆ Circle the cats in the big picture.

Toys

There are some toys in my bedroom!



- ◆ Count the toys in the big picture.

Unit 3 My House

1 Listen and write the numbers. 



living room

dining room

bedroom

kitchen

bathroom


hall

Hi, my name's Erick. This is my house. Come in!

◆ Listen, point and say. 

2 Listen and guess the room. 

3 Listen and write the numbers. 



picture



clock




phone

4 Listen, point and stick.   




chair




sofa



table



radio



television



armchair

My Space

Draw your favourite room. Ask and answer. 



This is my bedroom.

What's that?

It's my cat, Bess.

1 Listen and follow. 

Good Buddies The Tree House




◆ Read and circle **T** (True) or **F** (False).

- | | | |
|-----------------------------------------|---|---|
| 1. There is a tree house in the garden. | T | F |
| 2. There are four rooms. | T | F |
| 3. There isn't a ladder. | T | F |
| 4. There aren't any stairs. | T | F |

◆ Read and circle.

- Is there a ladder? **Yes, there is.** / **No, there isn't.**
- Are there any toys? **Yes, there are.** / **No, there aren't.**



2 Choose a tree house. Then ask and answer.



How many rooms are there?
There are two.



Is there a table?
Yes, there is. / No, there isn't.

Are there any chairs?
Yes, there are. / No, there aren't.

RING RING!

Where's the mobile phone?

3 Listen and write the numbers. 



It's on the chair.

It's in front of the sofa.





It's under the table.

It's next to the computer.





It's in the box.

It's between the radio and the television.





It's behind the radio.

4 Read, look and circle.

1. Where's the computer?

It's **under** / **on** the table.

2. Where's the keyboard?

It's **behind** / **in front of** the screen.

3. Where's the mouse?

It's **in** / **next to** the keyboard.



5 Draw a room in your notebook. Then ask and answer. 

table

radio

armchair

clock

picture

computer

Where's the picture?

It's on the wall.

Speaking

1 Point, ask and answer. 



Listening

2 Listen and circle.  

0. What's the girl's name?

Laura Liz Lily

1. How many rooms are there in her house?

6 7 8

2. How many bedrooms are there?

2 3 4

3. How many bathrooms are there?

2 3 4

4. What is her favourite room?

the kitchen her bedroom the living room

5. What's the name of her cat?

Ringo Rocky Rambo



Mindful Breathing

1 Look and trace.



2 Listen and complete. 

out in

1. Breathe _____. 2. Breathe _____.

◆ Listen again and act out.

3 Circle how you feel.



1 Listen, point and repeat. 

K k **I i** **L l**
S s **W w**

2 Trace, listen and say. 



kid



sit



lips



win

3 Read and write the letters.

K__m! __im! __ here are you?

In the k__tchen! __n the __itchen!

Look! __ook! It' __ Kim! It' __ Kim!

W__th p__ps on her l__ps!

__ ith pip__ on her __ips!

◆ Listen and chant.  



Reading

1 Read and write the letters.

Our Homes

a

My home is a castle! It's very big and very old. There are two living rooms, a dining room, a kitchen and a hall. There are also eight bedrooms and four bathrooms. There are some gardens, too.

b

This is my home. It is a big house. There are four rooms downstairs. Upstairs there are three bedrooms and two bathrooms. There is a big garden, too.

c

I live in a small flat. There are five rooms. There is a small kitchen and a living room. There are two bedrooms and one bathroom. There isn't a garden.

2 Look at the pictures. Write the words.



1



b

3



b

2



k

4



h



3 Match the questions and answers.

- | | |
|------------------------------------------------|---|
| 1. How many homes are there? | 4 |
| 2. How many bedrooms are there in the castle? | 3 |
| 3. How many rooms are there in the flat? | 8 |
| 4. How many rooms are downstairs in the house? | 5 |

4 Look at the homes and choose your favourite. Then ask and answer. 

What home do you like?

I like the castle because it's big!

Writing

1 Read, look and complete.



is Where small two

This is my living room. There is a phone on a (1) _____ table. There are (2) _____ armchairs and a big sofa. There (3) _____ a picture on the wall. (4) _____ is my cat, Cleo? There she is! She is on the television!

2 Read, look and write.

behind under

Where is Cleo now?



1. She is _____ the table.



2. She is _____ the sofa.

3 Read and look. Write Yes or No.




This is my house. It is small. There are two bedrooms, a living room, a kitchen and a bathroom. There is a small garden in front of the house. My favourite room is the kitchen.

1. There are three bedrooms in the house. _____
2. There are five rooms in the house. _____
3. There is a garden. _____
4. Her favourite room is the bedroom. _____

4 Answer and draw.

My House

1. Is it big or small? _____
2. How many rooms are there? _____
3. Is there a garden? _____
4. What's your favourite room? _____



Listening

1 Look at the pictures and find these objects.

- a radio a small table a phone a clock
a chair a sofa a picture a television



2 Listen and match. There is one example.    

Speaking

1 Look at the pictures. Find six differences.

1



2



In Picture 1, there are two pictures in the bedroom. In Picture 2, there's one.



In Picture 1, there is a chair in the bathroom. In Picture 2, there isn't a chair.



Unit 4 My Bedroom

1 Listen and stick.  




◆ Listen again, point and say.

door window wall bed
bookcase desk lamp mirror rug

 **Play a Memory Game!** 







2 Listen, point and say. 

3 Listen and circle the toys words.  

Toys Rap

My toys, my toys in my bedroom.
 Can I play with my toys in my bedroom?
 There's a boat, a bike, a car and a train.
 Yes, sure! Yes, sure! Ten minutes, no more!
 There's a monster, a robot and a teddy bear.
 Can I play with my toys in my bedroom?
 No, sorry! No, sorry! It's time for bed!
 Come on, come on, you heard what I said!



1 Listen and follow. 

Good Buddies There's a Monster Under My Bed!



2 Read and circle.

-  I **like** / **don't like** trains.
-  I **like** / **don't like** Hugsy.
-  I **like** / **don't like** monsters.

3 Read and match.

- | | |
|------------------------------|--------------|
| 1. Do you like trains, Alex? | Yes, I do. |
| 2. Do you like robots, Alex? | No, I don't. |
| 3. Do you like Hugsy, Becky? | No, I don't. |

3



DOES YOUR DAD LIKE HUGSY, EVA?

YES, HE DOES. HE'S A GOOD MONSTER!

4



Buzzz!!!

DOES BECKY LIKE HUGSY?

NO, SHE DOESN'T. SHE DOESN'T LIKE MONSTERS.

4 Trace the words.



What toys do you like, Alex?



I like robots, but I don't like trains.



Do you like monsters?



Yes, I do.



No, I don't.

5 Match the toys to the boxes.



◆ Ask and answer.

Do you like dolls?

Yes, I do. / No, I don't.

What toys do you like?

I like trains and boats. I don't like monsters.

6 Listen and circle. 

Name: Hugsy

Age: (1) **three** / **five** years old

Description: big and blue

Likes: toys and (2) **cats** / **books**

Doesn't like: cats and (3) **dogs** / **dolls**



7 Read and match.

1. Does he like cats?

He likes toys.

2. What does he like?

No, he doesn't.

3. Does he like books?

Yes, he does.

◆ Listen and say. 

8 Draw a monster and complete the profile.

My Monster


Name: _____

Age: _____

Description: _____

Likes: _____

Doesn't like: _____



◆ Ask and answer. 

What's his / her name?

What colour is he / she?

What does he / she like?

1 Listen. Then read, look and match. 



- | | |
|----------------------|-------------|
| 1. Where's the fox? | On the dog! |
| 2. Where's the frog? | On the box. |
| 3. Where's Mog? | On the log. |

◆ Trace. Then listen again and sing.

Mum! Mum! Where's the fox?
 The fox is on the box.
 Mum! Mum! Where's the frog?
 The frog is on the log.
 Mum! Mum! Where's Mog?
 Mog is on the dog!

◆ Ask and answer. 

Where's the fox?

The fox is on the box.







Reading and Writing

1 Look, count and write.

- | | |
|-----------|----------------|
| ___ balls | ___ monster |
| ___ bike | ___ robots |
| ___ cars | ___ teddy bear |
| ___ boat | ___ trucks |
| ___ dolls | ___ train |



2 Read, look and mark (✓ or X) in each box.

- | | | | |
|----|-------------------------------------------------------------------------------------|-------------------|-------------------------------------|
| 0. |  | This is a robot. | <input checked="" type="checkbox"/> |
| 1. |  | These are trucks. | <input type="checkbox"/> |
| 2. |  | This is a doll. | <input type="checkbox"/> |
| 3. |  | This is a boat. | <input type="checkbox"/> |
| 4. |  | These are cars. | <input type="checkbox"/> |
| 5. |  | These are bikes. | <input type="checkbox"/> |

1 Read, look and mark (✓) the correct description.



This is a painting of my bedroom. The door is blue. There is a yellow bed and a green window. There is a mirror on the wall and a red cushion on the floor. There are two chairs and a desk.

This is a painting of my bedroom. There is a yellow bed and a green window. The door is blue. There is a mirror on the wall and a cushion on the floor. There is one chair and a wardrobe. There isn't a desk.

◆ Listen and point. 

2 Ask and answer.

Look at the picture.
Where's the teddy bear?

It's on the chair.

3 Read, look and circle the correct words.



"The Bedroom"
by Vincent
van Gogh

This is a famous painting. There is a (1) **small** / **big** bedroom.
(2) **There is one window** / **There are two windows**. The walls are
(3) **blue** / **green**. There is a (4) **bed** / **table** under the window
and a chair (5) **next to** / **in front of** the door. (6) There **is** / **are**
five pictures on the wall. There (7) **is** / **isn't** a rug. There (8) **are** /
aren't any books.

4 Draw and label a picture of your bedroom.

1. Draw.	2. Colour.	3. Label.

Helping at Home

1 Listen and write the numbers. 



Help my family.

Share my toys.

Clean my room.

Collect my toys after playing.

Clean the table in the dining room.

Clean the living room.

Do you help at home?

2 Colour the apples that show what you do.

3 Draw another picture or phrase.


Explore

- ◆ Look and name the things in the house.



Produce


- ◆ Make a paper house.



Get a piece of paper.



Fold the paper.



Fold the paper again.



Fold the two sides.



Open the sides.



Draw and label the rooms and furniture.

Present

- ◆ Show your house to your classmates.

This is my house.
Look! There are
six rooms.

My favourite
room is the
kitchen.

There is a
window in
my bedroom.

Do you like
my house?

Can you name the different toys?

1 Mark (✓) the toys you can see in the picture.



ball bike boat car doll
 teddy bear robot

Can you say what you like?

2 Ask and answer.

Do you like the room?

What things do you like?

Can you say where things are?

3 Test a classmate. Say *True* and *False* sentences about the picture.

There is a teddy bear on the sofa.


False! There is a doll on the sofa.

Can you name the rooms in the house?

4 Complete the crossword. 📱



1 k
 t
 2 i
 v
 3 e
 d
 r
 g
 4 a t h r m
 5 d n n r o m
 m



☹️	😊	😄

Home Connection

◆ Make a clean room meter. 📱

Clean Your Room, Please! 📱 🎧