

Name: _____ Class: _____

1 Look back at the story and complete.

1 I didn't pass my computer exam.



3 If you don't _____, you don't _____.



5 Be careful Alex or you won't _____.



2 I _____ tennis.



4 It's always nice to make _____.



6 She's wearing _____. To a _____?



2 Read and write Alex or Evie.




- | | |
|--|---------------------------------------|
| 1 <u>Evie</u> is new at the school. | 5 _____ likes books. |
| 2 _____ has got lots of friends. | 6 _____ has a birthday party. |
| 3 _____ likes rock music. | 7 _____ writes a letter to say sorry. |
| 4 _____ favourite class is Computer Science. | |

Name: _____ Class: _____


1 Read *The chat room* and answer.

- 1 What's Alex's favourite sport? Tennis
- 2 What day did Alex start at the computer club? _____
- 3 What's the computer teacher's name? _____
- 4 What's Alex's computer number? _____
- 5 Does Evie like shopping? _____
- 6 Who only talks about tennis and clothes? _____
- 7 Did Evie wear a dress to Alex's party? _____
- 8 What's Alex's surname? _____

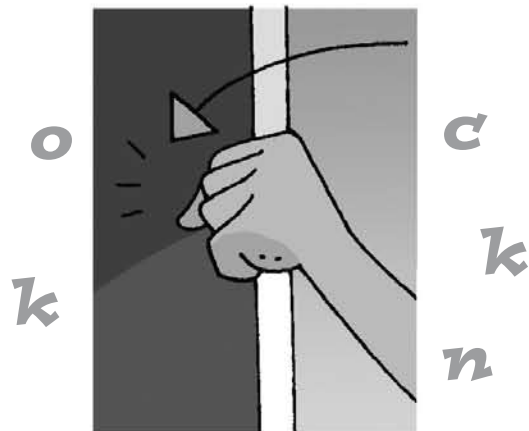
2 Unscramble and write.



_____ present _____

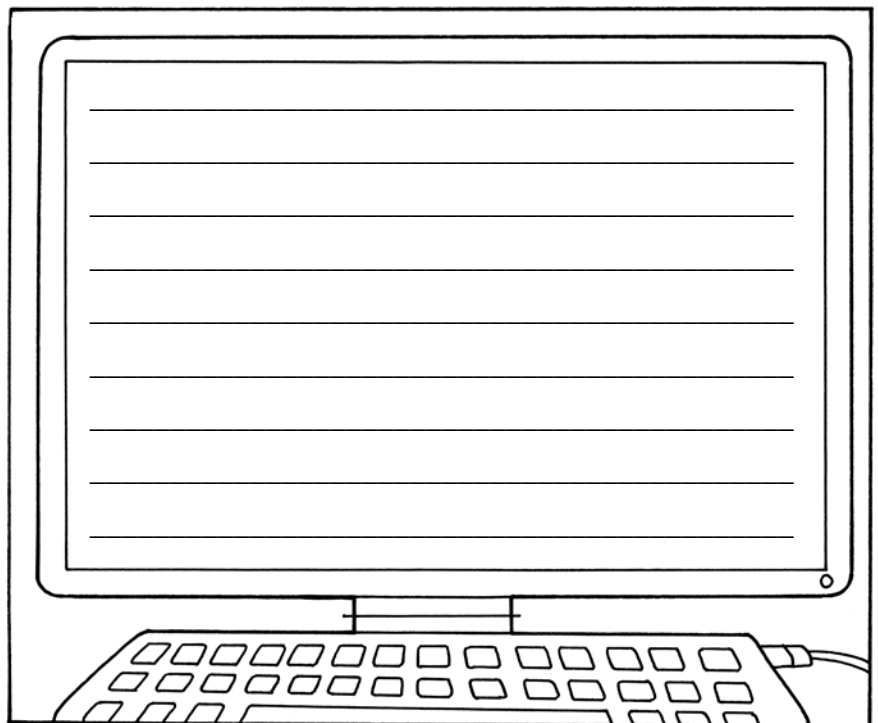

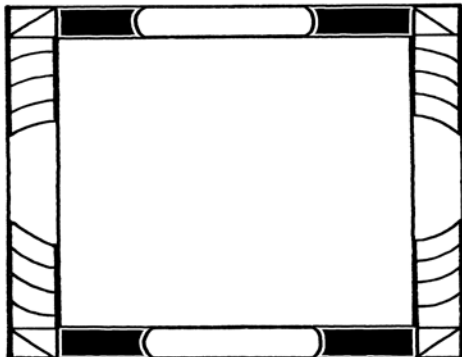
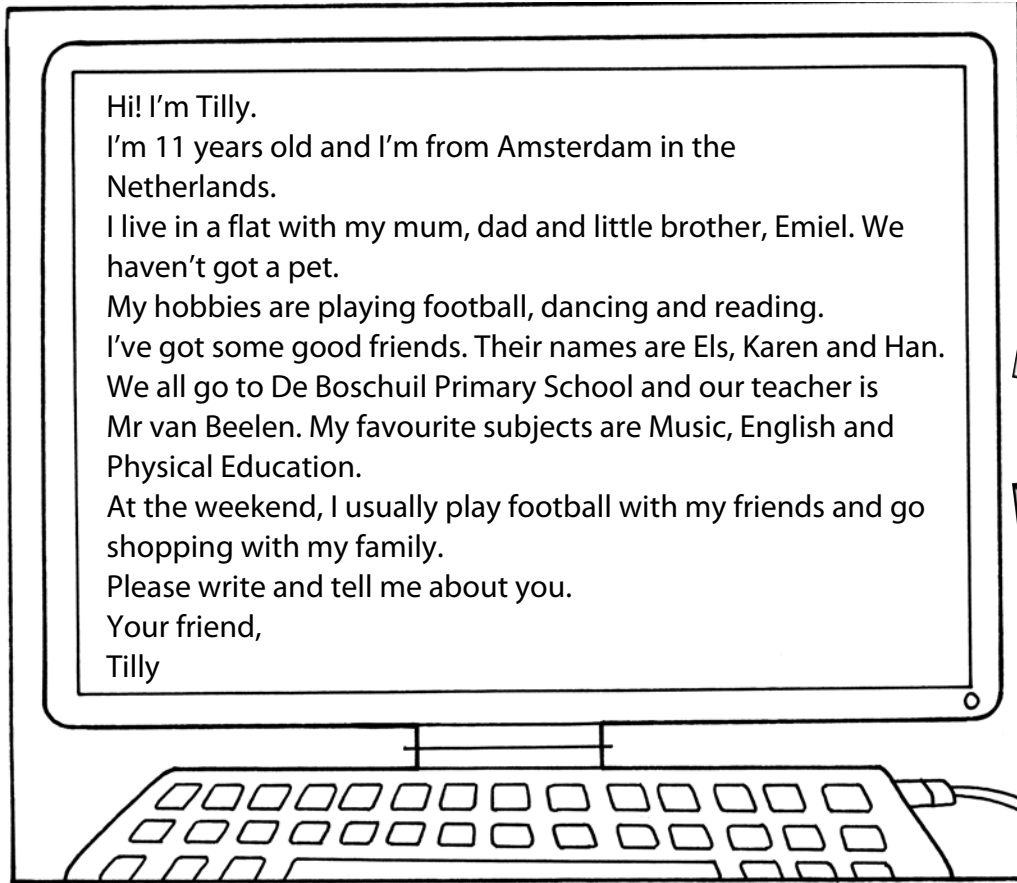






Name: _____ Class: _____

Read the message and reply.



Before you read

Write *Hobbies* on the board and elicit its meaning. Ask the class to suggest some hobbies and write them on the board. Put the children in pairs and give them three minutes to add more hobbies to the list. Elicit hobbies from the pairs and write them on the board. Then tell the class that you're thinking of a hobby and invite them to ask you questions to discover what it is. When they've guessed your hobby, invite volunteers to think of hobbies for the class to ask about and guess.

While you read

After reading page 16, ask the class some questions about Alex and Evie: *How do they feel? Do they want to be friends? Why do they like each other? What can Alex do to make friends with Evie?* Encourage them to discuss how the girls feel and what they would do to make friends with someone after an argument.

After you read

Ask the class to suggest things they like doing with their friends and say why friends are important. Tell the class about one of your friends, the things you do together and why you like her/him. Invite volunteers to talk about one of their friends and say why they like them.

Using the worksheets

Worksheet 1

1 Look back at the story and complete.

Ask the children to look at the picture of Alex and ask: *How does she feel?* Read out the speech bubble: *I didn't pass my computer exam.* Tell the children to look back at the book and complete the other speech bubbles.

2 Read and write Alex or Evie.

Write *Alex* and *Evie* on the board and ask the class to say what they know about each girl without looking back at the book: *Alex likes tennis, Evie is a new girl, etc.* Then tell the children to complete the sentences looking back at the book to see if the sentences describe Alex or Evie.

Worksheet 2

1 Read *The chat room* and answer.

Ask the children to read the story again and then answer the questions. Correct the answers as a class.

2 Unscramble and write.

Ask the children to look at the pictures and write the words using the letters around each picture. When they've finished, tell them to check their answers in the picture dictionary. Ask children to write scrambled versions of six other words from the story and then give them to a partner to solve.

Worksheet 3

Read the message and reply.

Ask the children to read the message from Tilly quietly. Then ask questions to check their understanding: *Has Tilly got a pet? What's her brother's name? What are Tilly's favourite subjects?* Tell the children that they're going to write back to Tilly and tell her about their lives. Elicit ideas from the children of things they can tell Tilly about: *their family, their hobbies, their school* and so on. When the children have finished their message, tell them to draw two pictures that show their hobbies, family or friends. Collect the messages, read one out without saying who it's from and ask the children to guess whose message it is.

Extension

Draw a Venn Diagram (two overlapping circles). Ask the children to work with a friend. They draw a large Venn Diagram and write one name at the top of one circle and one name at the top of the other. They think of different hobbies and write the ones they have in common where the circles overlap. Finally, the children illustrate the diagram with small pictures of the hobbies under the words.

Answers

Worksheet 1

1 Look back at the story and complete.

- 1 computer exam.
- 2 like.
- 3 study - play.
- 4 new friends.
- 5 be popular.
- 6 shorts - party

2 Read and write Alex or Evie.

- 1 Evie
- 2 Alex
- 3 Alex
- 4 Evie
- 5 Evie
- 6 Alex
- 7 Alex

Worksheet 2

1 Read *The Chat room* and answer.

- 1 Tennis
- 2 Tuesday
- 3 Mr McDougall
- 4 256
- 5 No
- 6 Amy and Kaveeta
- 7 No
- 8 Porter

2 Unscramble and write.

- 1 present
- 2 clothes
- 3 whisper
- 4 knock