


Name: _____ Class: _____

Read about New Zealand and write *True* or *False*.



New Zealand is in the Pacific Ocean. It has two main islands, the north and south islands. The New Zealand flag is red, white and blue. It has four red stars. In New Zealand, summer is from December to February and winter is from June to August. There are two languages, English and Maori and two national anthems. There are only four million people in New Zealand.

The Maoris are originally from Polynesia. They came to New Zealand 1,000 years ago. There are lots of traditional Maori songs, stories and dances. The Haka is a very famous Maori dance. *Tattoo* is a Maori word. Lots of Maori men had tattoos on their faces. *Kia ora!* in Maori means *Hello!* and *Goodbye!*




There are lots of animals that only live in New Zealand. The biggest insect is called the weta. It's a type of grasshopper and it is three times as big as a mouse! New Zealand's national animal is the Kiwi bird. Kiwis come out at night and eat insects and worms. They have hair-like feathers and they can't fly!

- 1 The Maori are originally from Australia. _____
- 2 A weta is a type of spider. _____
- 3 Winter in New Zealand is from June to August. _____
- 4 There are five million people in New Zealand. _____
- 5 Kiwi birds don't have feathers; they have hair. _____
- 6 The Haka is a type of song. _____
- 7 There are stars on the New Zealand flag. _____
- 8 Kiwis don't come out in the day. _____

Name: _____ Class: _____

Complete the sentences and solve the puzzle.



Across

- 2 Aotearoa means the land of the long white _____.
- 3 Tuta played the _____.
- 5 Hinemoa lived with her _____.
- 7 Hinemoa tied some _____ together to go to the island.
- 9 You can see the _____ in the sky at night.

Down


- 1 Tuta lived on the island of _____.
- 4 The island is in the middle of a _____.
- 6 Hinemoa couldn't move the canoe. It was too _____.
- 8 A _____ is a small boat made of wood.

Name: _____ Class: _____

Guess the letters and find the mystery place.

- 1 My first is in *moon* and in *dance*. _____
- 2 My second is in *lake* and in *egg*. _____
- 3 My third is in *new* and in *wood*. _____
- 4 My fourth is in *zoo* but not in *book*. _____
- 5 My fifth is in *flute* and in *new*. _____
- 6 My sixth is in *Maori* and in *Tuta*. _____
- 7 My seventh is in *pool* and in *village*. _____
- 8 My eighth is in *play* and in *musician*. _____
- 9 My ninth is in *canoe* and in *hunting*. _____
- 10 My tenth is in *island* and in *dog*. _____

The mystery place is _____.



Before you read

Go over pages 2 and 3 with the class. Ask if any children have heard of New Zealand before. Invite volunteers to say if they know of any other countries that are islands. Write up the Maori words on the board and practice pronouncing them with the class. Pay special attention to *Aotearoa* (New Zealand) and tell them they will find out what this means in English after they read the story.

Tell the class to look at the twelve key vocabulary items on pages 4 and 5 and check that everyone understands their meanings.

Play *Guess the word*. Divide the class into two teams and tell them you are thinking of one of the twelve words. Children from each team take turns to say letters. If your word contains the letter, write it up on the board and award a point to that team. The children can have a go at guessing the word. If they guess correctly they get three points but if they guess incorrectly they lose three points. They can win an extra point by saying what the word means in their language.

While you read

Play *Correct the Mistakes*. After reading page 6, say to the class: *Tuta played the violin*. Get children to correct you: *Tuta played the flute*. Say: *He played his music in the mornings* (evenings). Repeat this after each page. For example, on page 7 say: *Hinemoa's father was the village doctor* (leader), and so on.

After you read

Remind the class that they will find out the meaning of *Aotearoa*. Get them to look at page 6 and tell them that there is a word hidden in the picture, which they have to find. Ask them to write it down in their notebooks. Repeat this for pages 10, 15, 17, 18 and 20 until they have collected all six words: *Land – of – the – long – white – cloud*. Go over the explanation of this name on page 24.

Using the worksheets

Worksheet 1

Read about New Zealand and write *True* or *False*.

Divide the class into pairs and ask them to read the three texts, silently at first. Then tell children to take turns reading out loud to their partners. Next, tell the class that you will start reading a sentence and choose volunteers to finish it. For example: *The Maoris are originally from...* or *Kia ora in Maori means...*

Then get the children to read the eight sentences together and decide whether they are true or false. Check with the class as a whole and invite volunteers to correct the false sentences.

Worksheet 2

Complete the sentences and solve the puzzle.

Ask the children to complete the sentences and fill in the crossword individually and then check with a partner when they have finished. Check with the class as a whole by inviting volunteers to read out completed sentences.

Worksheet 3

Guess the letters and find the mystery place.

Write up the first two words, *moon* and *dance*, on the board. Choose a volunteer to say which letter the two words have in common and write it down. Explain that each clue will give them a letter from the mystery place. Get the class to complete the activity in pairs.

Extension

Write a love story. Give each student a piece of paper. On the board write up these headings in a column:

Boy's name:

Girls name:

Where they met:

He said:

She said:

What happened:

Explain that this is a fun way to write a story. Ask everybody to choose a boys name and write it down. The paper is then folded over so they can't see what has been written. Everyone passes their paper on and writes a girl's name and so on until the stories are completed. Ask the children to unfold the stories and display them around the class. Get the class to mingle and read the stories.

Answers

Worksheet 1

Read about New Zealand and write *True* or *False*.

- 1 False
- 2 False
- 3 True
- 4 False
- 5 False
- 6 False
- 7 True
- 8 True

Worksheet 2

Complete the sentences and solve the puzzle.

Across

- 2 cloud
- 3 flute
- 5 father
- 7 branches
- 9 moon

Down

- 1 Mokoia
- 4 lake
- 6 heavy
- 8 canoe

Worksheet 3

Guess the letters and find the mystery place.

- 1 n
- 2 e
- 3 w
- 4 z
- 5 e
- 6 a
- 7 l
- 8 a
- 9 n
- 10 d

Mystery place: New Zealand