

# EXTRA ACTIVITIES

## WHAT DO *FUN WAY* EXTRA ACTIVITIES CONSIST OF?

There are photocopiable extra activity worksheets available for each unit of the three levels of the *Fun Way* course. These extra activities cover the contents and themes taught in each unit, and reinforce and consolidate the learners' knowledge of grammar and vocabulary, as well as their reading and writing skills.

The *Fun Way* extra activities are a tool to help students measure, supplement and build up their progress, as they advance with the Student's Book. These exercises consist of games and activities that, accompanied by illustrations, offer opportunities for learners to improve their English language competence in a fun way.

## HOW CAN EXTRA ACTIVITIES BE USED?

Teachers can easily print and photocopy each extra activity worksheet. This allows educators to save time and enhance the learners' experience.

Extra activities can be assigned as revision material before each unit test. They can also be handed out to fast-finishers and weaker students who might need further practice from the material in the Student's Book.

There is an *Answer Key* available for every extra activity, which might be useful for students' self-correction.

## EXTRA UNIT COVERAGE

Extra activity worksheets provide more coverage of the unit content. Teachers –depending on the circumstances- can choose to assign these exercises either to the whole class or just to those students who will benefit from more activities to consolidate their knowledge.

# 1 EXTRA ACTIVITIES

1 Answer about your classroom.

1 How many boys and girls are there in your classroom?

.....

2 How many teachers are there?

.....

3 How many doors and windows are there?

.....

4 Is your classroom big or small?

.....

2 Now copy your answers and complete the message.

Hi, my name is .....

I am a student. I study in a school in .....  
(city or country)

In my classroom .....  
(1)


....., .....  
(2) (3)

and ..... My classroom is .....

I like my classroom, my friends and my teacher.

# 2 EXTRA ACTIVITIES


## 1 Complete.



1 m \_ \_ \_ \_

2 l \_ \_ \_

3 p \_ \_



4 e \_ \_ \_ \_ \_

5 r \_ \_

6 w \_ \_ \_

7 c \_ \_

## 2 Wordsearch. Find and write.



\_\_\_\_\_



\_\_\_\_\_



\_\_\_\_\_

A	Z	P	I	G	F	S	D	F	G
T	R	L	E	W	D	F	M	R	H
A	A	L	L	I	G	A	T	O	R
H	A	M	S	T	E	R	N	G	A
H	H	J	C	V	E	K	S	B	
L	M	O	N	K	E	Y	E	U	B
H	W	N	P	O	U	I	Y	K	I
E	V	T	U	R	T	L	E	N	T
N	Z	X	C	V	B	N	M	K	N
F	L	A	M	I	N	G	O	W	E



\_\_\_\_\_



\_\_\_\_\_



\_\_\_\_\_



\_\_\_\_\_



\_\_\_\_\_



\_\_\_\_\_

# 3 EXTRA ACTIVITIES

## 1 Correct the mistakes. Then rewrite the sentences.

1



What is Joe wearing?  
He is wearing a cap, a T-shirt  
and trousers.

.....  
.....

2



What is Cindy wearing?  
She is wearing a hat, a skirt  
and boots.

.....  
.....

## 2 Complete these sentences.

1



He is not a painter.  
He .....

2



She is not a reporter.  
She .....

3



George is  
.....

## 1 Tick the correct answer.

1



Are you eating?

Yes, I am. No, I am not. 

2



Is she singing?

Yes, she is. No, she is not. 

3



Is he reading?

Yes, he is. No, he is not. 

4



Are they jumping?

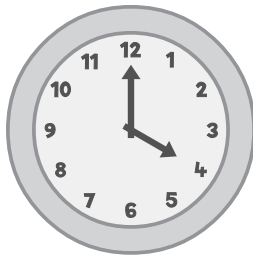
Yes, they are. No, they are not. 

## 2 Read, draw and colour.

My brother is  
reading a red  
book.

## 3 Complete the sentences.


1



What time is it?

It's ..... o'clock.

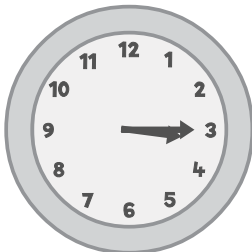
2



What time is it?

It's .....


3



What time is it?

It's .....

4



What time is it?

It's .....



## Look and answer.

1



It is 7:00. What is he doing?

.....

2



It is 4:00. What are they doing?

.....

3



It is 8:00. What are you doing?

.....

# 4

## EXTRA ACTIVITIES

5 Correct and complete the words and write sentences.

1



SLEEP

The girl is eating.

The girl is not eating.

She .....

2



WALK

The police officer is jumping.

The police officer is not jumping.

He .....


6 Answer the questions to describe the picture.

1 What time is it? .....

2 Who is wearing a hat? .....

3 What is the teacher doing? .....

4 What is the reporter doing? .....



## 7 Unscramble the sentences.

1



I

am

feet

.

not

my

washing

2



playing

you

?

the piano

Are

## 8 Answer the questions.

1



make a cake

What is she doing?

She .....

2



dance

What are they doing?

They .....

3



play the guitar

What is he doing?

He .....

4



study

What are you doing?

.....










# 6

# EXTRA ACTIVITIES

1 Tick and answer.

						
Mondays						
Tuesdays						
Wednesdays						
Thursdays						
Fridays						
Saturdays						
Sundays						

1 What do you eat on Wednesdays?

..... on Wednesdays.

2 What do you eat on Tuesdays?

..... on Tuesdays.

3 What do you eat on Fridays?

.....

4 What do you eat on Mondays?

.....

5 What do you eat at weekends?

.....

## 6

**EXTRA ACTIVITIES**

- 2 Tick two things you do in the morning, in the afternoon and in the evening.

	morning	afternoon	evening
drink juice			
sleep			
walk to school			
wash my face			
play ball			
study			
swim			
go to my bedroom			
have breakfast			
read a book			

- 3 Now write about the things you do.

1 In the morning...

I ..... and .....

2 In the afternoon...

I ..... and .....

3 In the evening...

I ..... and .....

# 6

## EXTRA ACTIVITIES



Look at the pictures and answer the questions.

1 Do you study on Sundays?

.....



COOK

2 Do you eat pizza?

.....



PIZZA

3 Where do you go in the afternoon?

.....



SCHOOL

4 Where do you have breakfast?

.....



KITCHEN

# 5

Complete the dialogues.

No, I don't.

I've got ten.

Yes, I am.

There is one.

1

Are you reading?



2

Do you like oranges?



3

How many fingers have you got?



4

How many teacher's are there in the classroom?



# ANSWER KEY

## UNIT 1

### 1 Answer about your classroom.

Students' own answers.

### 2 Now copy your answers and complete the message.

Students' own answers.

## UNIT 2

### 1 Complete.

**2 EXTRA ACTIVITIES**

1 Complete.

1 mOnkey    2 iion    3 piG

4 eLephant    5 rAt    6 wOlF    7 cAt

2 Wordsearch. Find and write.

A	Z	P	I	G	F	S	D	F	G
T	R	L	E	W	D	F	M	R	H
A	A	L	L	I	G	A	T	O	R
H	A	M	S	T	E	R	N	G	A
H	H	H	J	C	V	E	K	S	B
L	M	O	N	K	E	Y	E	U	B
H	W	N	P	O	U	I	Y	K	I
E	V	T	U	R	T	L	E	N	T
N	Z	X	C	V	B	N	M	K	N
F	L	A	M	I	N	G	O	W	E

Fun Way 3 © Ediciones Santillana S.A. / Richmond 2016

### 2 Wordsearch. Find and write.

**2 EXTRA ACTIVITIES**

1 Complete.

1 m\_\_\_\_\_    2 l\_\_\_\_    3 p\_\_\_\_

4 e\_\_\_\_\_    5 r\_\_\_\_    6 w\_\_\_\_\_    7 c\_\_\_\_

2 Wordsearch. Find and write.

A	Z	P	I	G	F	S	D	F	G
T	R	L	E	W	D	F	M	R	H
A	A	L	L	I	G	A	T	O	R
H	A	M	S	T	E	R	N	G	A
H	H	H	J	C	V	E	K	S	B
L	M	O	N	K	E	Y	E	U	B
H	W	N	P	O	U	I	Y	K	I
E	V	T	U	R	T	L	E	N	T
N	Z	X	C	V	B	N	M	K	N
F	L	A	M	I	N	G	O	W	E

Fun Way 3 © Ediciones Santillana S.A. / Richmond 2016

## UNIT 3

### 1 Correct the mistakes. Then rewrite the sentences.

1. He isn't wearing trousers. He's wearing shorts.
2. She isn't wearing a skirt / boots. She's wearing a dress / shoes.

### 2 Complete these sentences.

1. is a doctor / nurse; 2. is a cook; 3. a driver





# ANSWER KEY

## UNIT 4

### 1 Tick the correct answer.


**4 EXTRA ACTIVITIES**

1 Tick the correct answer.

1  Are you eating? Yes, I am. <input checked="" type="checkbox"/> No, I am not. <input type="checkbox"/>	2  Is she singing? Yes, she is. <input type="checkbox"/> No, she is not. <input checked="" type="checkbox"/>
3  Is he reading? Yes, he is. <input checked="" type="checkbox"/> No, he is not. <input type="checkbox"/>	4  Are they jumping? Yes, they are. <input checked="" type="checkbox"/> No, they are not. <input type="checkbox"/>

2 Read, draw and colour.

My brother is reading a red book.



Fun Way 3 © Ediciones Santillana S.A. / Richmond 2016 Photocopiable

### 2 Read, draw and colour.

Students' own answers.

### 3 Complete the sentences.

1. It's four; 2. It's half past two; 3. It's a quarter past three; 4. It's a quarter to seven.

### 4 Look and answer.

1. He is cooking.
2. They are singing.
3. I am reading.

### 5 Correct and complete the sentences.

1. is sleeping; 2. is walking

### 6 Answer the questions to describe the picture.

1. It's a quarter to one.
2. Grandma is wearing a hat.
3. The teacher is reading.
4. The reporter is walking.

### 7 Unscramble the sentences.

1. I am not washing my feet.
2. Are you playing the piano?

### 8 Answer the questions.

1. is making a cake; 2. are dancing; 3. is playing the guitar; 4. I am studying.

## UNIT 5

### 1 Complete the sentences.

Students' own answers.

### 2 Copy your answers to write a message.

Students' own answers.

### 3 Circle.

1. right; 2. left

# ANSWER KEY

## UNIT 6

### 1 Tick and answer.

Students' own answers.

### 2 Tick two things you do in the morning, in the afternoon and in the evening.

Students' own answers.

### 3 Now write about the things you do.

Students' own answers.

### 4 Look at the pictures and answer the questions.

1. No, I don't study on Sundays. I cook on Sundays.
2. Yes, I do. / Yes, I eat pizza.
3. I go to school in the afternoon.
4. I have breakfast in the kitchen.

### 5 Complete the dialogues.

1. Yes, I am.
2. No, I don't.
3. I've got ten.
4. There is one.