

EXTRA ACTIVITIES

WHAT DO *FUN WAY* EXTRA ACTIVITIES CONSIST OF?

There are photocopiable extra activity worksheets available for each unit of the three levels of the *Fun Way* course. These extra activities cover the contents and themes taught in each unit, and reinforce and consolidate the learners' knowledge of grammar and vocabulary, as well as their reading and writing skills.

The *Fun Way* extra activities are a tool to help students measure, supplement and build up their progress, as they advance with the Student's Book. These exercises consist of games and activities that, accompanied by illustrations, offer opportunities for learners to improve their English language competence in a fun way.

HOW CAN EXTRA ACTIVITIES BE USED?

Teachers can easily print and photocopy each extra activity worksheet. This allows educators to save time and enhance the learners' experience.

Extra activities can be assigned as revision material before each unit test. They can also be handed out to fast-finishers and weaker students who might need further practice from the material in the Student's Book.

There is an *Answer Key* available for every extra activity, which might be useful for students' self-correction.

EXTRA UNIT COVERAGE

Extra activity worksheets provide more coverage of the unit content. Teachers - depending on the the circumstances - choose to assign these exercises either to the whole class or just to those students who will benefit from more activities to consolidate their knowledge.

1 EXTRA ACTIVITIES

1 Match.

1 Teddy Bear, open the door.



2 Teddy Bear, stand up.



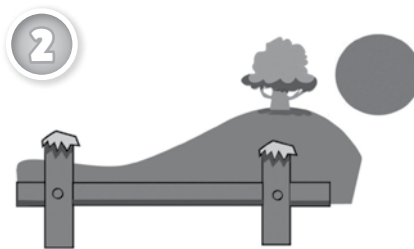

3 Teddy Bear, close your eyes.



2 Look and write.

Good morning.

Good afternoon.



1 EXTRA ACTIVITIES

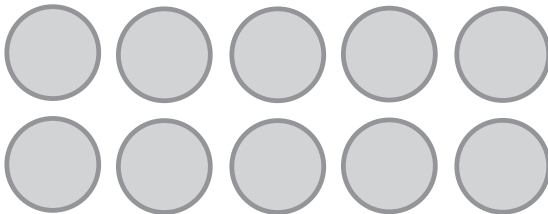
3 Count and circle.



1

3

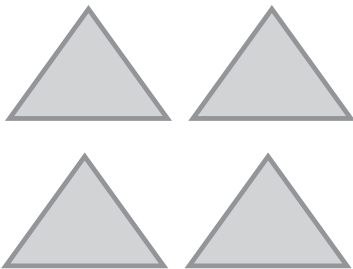
5



6

8

10



2

4

7

4 Complete.


How are you today?

I'm

1 EXTRA ACTIVITIES

5 Read and colour.

The rabbit is yellow.
The cats are black and brown.
The bird is green.
The box is red.



2 EXTRA ACTIVITIES

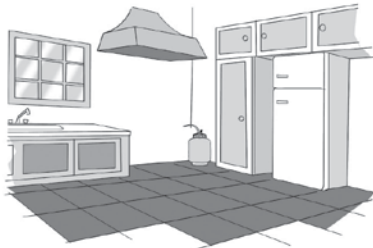
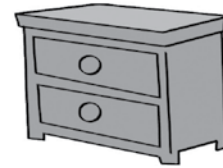
1 Match.



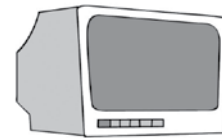
BEDROOM



BATHROOM



KITCHEN



LIVING ROOM



2 EXTRA ACTIVITIES

2 Tick.

1



Mum is in the kitchen.

Yes

No

2



He is in the bathroom.

Yes

No

3 Complete.



LIVING ROOM



KITCHEN



BEDROOM

1

Where is the chair?

It is in the

2

Where is the sofa?

It is in the

3

Where is the brother?

He is in the

2 EXTRA ACTIVITIES

4 Write *true* (T) or *false* (F).



- 1 There are two windows in the bedroom.
- 2 There is a TV set.
- 3 There is a bed.
- 4 There is one joystick.
- 5 There is a desk.

3

EXTRA ACTIVITIES

1 Circle the fruits and write the names.

cheese

bananas

butter

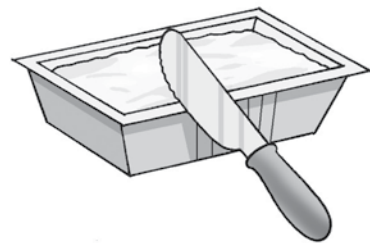
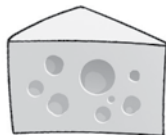
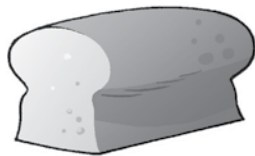
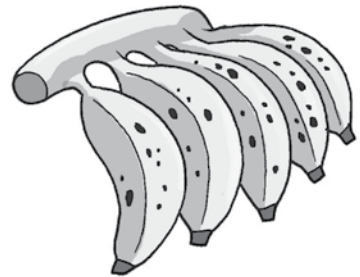
orange

bread

milk

grapes

cake



2 Answer about you.

What do you like?

I like

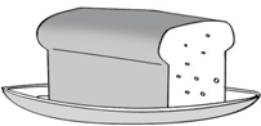
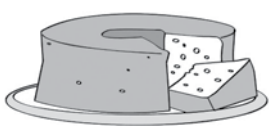



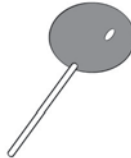


apples bread
milk coffee

3

EXTRA ACTIVITIES

3 Tick and complete.

I like  I don't like 

<p>bread</p> 	<p>cake</p> 	<p>egg</p> 	<p>ice cream</p> 
 <p>juice</p>	 <p>lollipop</p>	 <p>meat</p>	 <p>milk</p>

What do you like?

I like and

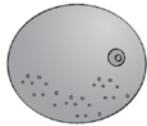
I don't like

1 Circle the different one.

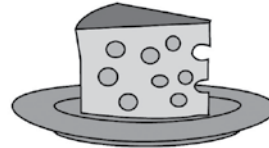
1



APPLE



ORANGE



CHEESE



PEN

2

6

SIX



PARK



ZOO

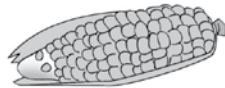


SCHOOL

3



CLUB



CORN



MARKET



HOME

2 Match.



CAR




BUS



LORRY

3 Colour the traffic lights.



4 Count and complete.

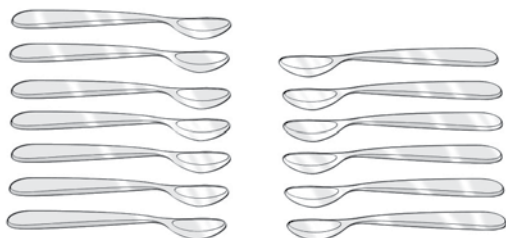
thirteen

fifteen

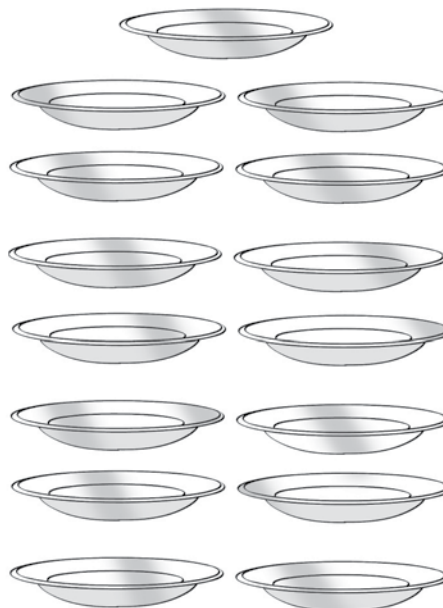
eighteen



..... forks



..... spoons



..... plates

4

EXTRA ACTIVITIES

5 Answer.

forest

four

tired

1



How many noses?

.....

2



Where is the lion?

It is in the

3



How is the sister?

She is

6 Read and draw.

1

There is a rabbit in the garden.


2

There are two frogs in the box.


5 EXTRA ACTIVITIES

1 Circle the name of the season.

1 It is September. It is warm in Buenos Aires, Argentina.

It is  spring.
summer.

2 It is June. It is cold in Porto Alegre, Brazil.

It is  autumn
winter.

2 Answer the questions.

1 What is your name?

2 How old are you?

3 When is your birthday?

5 EXTRA ACTIVITIES

3 Circle the numbers and complete the sentence.

1 thirteen

3

30

13

2 twenty

2

12

20

3 forty

14

40

4

I am _____, my brother is _____ and
my mother is _____.

1 Complete the rhyme.

The Body Chant



My eyes can
(1)



My ears can hear.

My nose can smell.



My mouth can
(2)



My legs can
(3)



2 Answer.

1



What can he do?

He can

2



What can she do?

She can

6

EXTRA ACTIVITIES

3 Write two things you *can* do and two you *can't* do.

dance

jump

swim

read

play the piano

sing

run

drive a car

cook

make a cake

write

play the guitar

I and

I and

4 Tick *True* or *False*.

1

I can cook with my hands.

True

False

2

I can eat with my mouth.

True

False

3

I can jump with my eyes.

True

False

4

I can read with my eyes.

True

False

5

I can talk with my feet.

True

False

6

I can dance with my feet.

True

False

ANSWER KEY

UNIT 1

1 MATCH.

1 EXTRA ACTIVITIES

1 Match.

1 Teddy Bear, open the door.

2 Teddy Bear, stand up.

3 Teddy Bear, close your eyes.

2 Look and write.

Good morning. Good afternoon.

1 2

3 COUNT AND CIRCLE.

1 EXTRA ACTIVITIES

3 Count and circle.

5 1 3 5

6 8 10

2 4 7

4 Complete.

How are you today? I'm _____.

Fun Way 2 © Ediciones Santillana S.A. / Richmond 2016 Photocopiable

2 LOOK AND WRITE.

1. Good morning. 2. Good afternoon.

4 COMPLETE.

Students' own answers.

ANSWER KEY

5 READ AND COLOUR.

1 EXTRA ACTIVITIES

5 Read and colour.

The rabbit is yellow.
The cats are black and brown.
The bird is green.
The box is red.

BLACK
RED
GREEN
BROWN
YELLOW

Fun Way 2 © Ediciones Santillana S.A. / Richmond 2016 Photocopiable

UNIT 2

1 MATCH.

2 EXTRA ACTIVITIES

1 Match.

BEDROOM
BATHROOM
KITCHEN
LIVING ROOM

Fun Way 2 © Ediciones Santillana S.A. / Richmond 2016 Photocopiable

2 TICK.

1. No; 2. Yes

3 COMPLETE.

1. kitchen; 2. living room; 3. bedroom

4 WRITE TRUE (T) OR FALSE (F).

1. F; 2. T; 3. T; 4. F; 5. F

UNIT 3

1 CIRCLE THE FRUITS AND WRITE THE NAMES.

From left to right: milk; grapes; bananas; bread; cake; cheese; orange; butter

Fruits: grapes; bananas; orange

2 ANSWER ABOUT YOU.

Students' own answers.

3 TICK AND COMPLETE.

Students' own answers.

ANSWER KEY

UNIT 4

1 CIRCLE THE DIFFERENT ONE.

EXTRA ACTIVITIES







1 Circle the different one.

1 APPLE ORANGE CHEESE PEN

2 SIX PARK ZOO SCHOOL

3 CLUB CORN MARKET HOME

2 Match.


 CAR

 BUS

 LORRY

Fun Way 2 © Ediciones Santillana S.A. / Richmond 2016

2 MATCH.

EXTRA ACTIVITIES







1 Circle the different one.

1 APPLE ORANGE CHEESE PEN

2 SIX PARK ZOO SCHOOL

3 CLUB CORN MARKET HOME

2 Match.

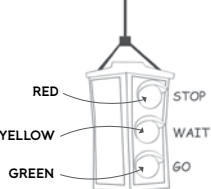

 CAR

 BUS

 LORRY

Fun Way 2 © Ediciones Santillana S.A. / Richmond 2016

3 COLOUR THE TRAFFIC LIGHTS.


EXTRA ACTIVITIES

3 Colour the traffic lights.




4 Count and complete.

thirteen fifteen eighteen



 _____ forks
 _____ spoons



 _____ plates

Fun Way 2 © Ediciones Santillana S.A. / Richmond 2016

4 COUNT AND COMPLETE.

1. eighteen; 2. thirteen; 3. fifteen

5 ANSWER.

1. Four; 2. forest; 3. tired

6 READ AND DRAW.

Students' own answers.

UNIT 5

1 CIRCLE THE NAME OF THE SEASON.

1. spring; 2. autumn

ANSWER KEY

2 ANSWER THE QUESTIONS.

Students' own answers.

3 CIRCLE THE NUMBER AND COMPLETE THE SENTENCE.

5 EXTRA ACTIVITIES

3 Circle the numbers and complete the sentence.

1 thirteen 3 30 13

2 twenty 2 12 20

3 forty 14 40 4

I am THIRTEEN, my brother is TWENTY and
my mother is FORTY.

Fun Way 2 © Ediciones Santillana S.A. / Richmond 2016

3 WRITE 2 THINGS YOU CAN DO AND 2 THINGS YOU CAN'T DO.

Students' own answers.

4 TICK TRUE OR FALSE.

1. True; 2. True; 3. False; 4. True; 5. False;
6. True

UNIT 6

1 COMPLETE THE RHYME.

1. see; 2. talk / speak; 3. walk

2 ANSWER.

1. read; 2. swim