


1  ²³ Listen and complete the family tree using the words in the box.

aunt brother cousin father
grandfather grandmother
mother sister uncle



42



2 Read and identify the person.

1. Janice is my sister. Scott is my brother.

Who am I? _____

2. Kirsty is my mother. Alexis is my aunt.

Who am I? _____

3. Thomas is my uncle. Lee is my cousin.

Who am I? _____

4. Alexis is my sister. Thomas is my brother.

Who am I? _____

3 Imagine you are a member of this family. Write clues for a classmate to guess the person.

1. _____

Who am I?

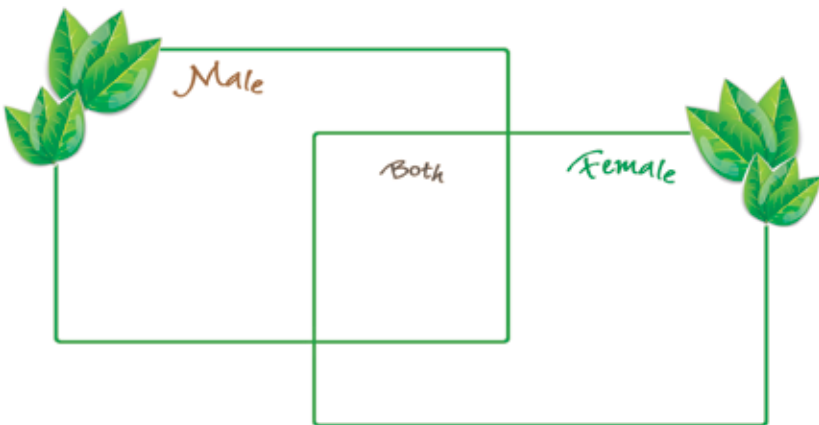
2. _____

Who am I?



4 Think Fast! Read a classmate's clues and guess the person.

5 Classify the family words in the chart.



Guess What!

In everyday English, people say...

mother → mum

father → dad

(mum + dad = parents)

grandmother → grandma

grandfather → grandpa

(grandma + grandpa = grandparents)

6 In pairs, ask and answer questions about your family. Swap roles.

A: What's your uncle's name?

B: Lucas!

7 In your notebook, make your own family tree.

1 Look, read and complete the sentences.



_____ are my grandparents.



_____ is my cat.



_____ are my cousins.



_____ is my aunt.



_____ is my house.

2  ²⁴ Listen and repeat the words.

3  ²⁵ Listen and memorise the rhyme.

This, that, these and **those**,
This is the way the T-H goes.
If you see your tongue pop out,
Then you have it all worked out!



Demonstrative Pronouns

this
singular

these
plural



that
singular

those
plural





Possessive Adjectives

I	
you	your
he	
she	
it	its
we	our
they	

4 Underline the possessive adjectives and complete the chart.

1. My brother's name is Owen.
This is his baseball cap!



2. I have got two sisters. Their names are Sara and Maggie.



3. My aunt's name is Veronica.
Jason and Chris are her sons.



5 Complete with is (verb BE) or 's (possessive).

1. This is Jo _____ family.
2. That _____ Sara, my English teacher.
3. Jason _____ my brother.
4. My mother _____ niece is my cousin.
5. This is Dara _____ dog. It's cute!

Possessive 's

Use 's after a noun to indicate possession:

- the sister of Sara → Sara's sister
- the aunt of Owen → Owen's aunt
- the dad of Chris → Chris's dad



6 Think Fast! Look and write the sentences.

Their His That These

1.  _____

2.  / names / Paul and Shirley _____

3.  _____

4.  / name / Bill _____

1 ²⁶ Listen and read. Find the clothing items on the webpage.

Numbers 21-100

21	twenty-one
30	thirty
40	forty
50	fifty
60	sixty
70	seventy
80	eighty
90	ninety
100	one hundred

46

HOME WOMEN MEN JUNIORS KIDS SHOES ACCESSORIES

USEFUL FASHION TIPS

Jeans (1) and T-shirts (2) are casual and comfortable. Blouses (3) (for girls) and shirts (4) (for **guys**) are more elegant.

Girls: For formal occasions, for example a family dinner, wear a dress (5) or a skirt (6), and a pair of elegant sandals (7), or **high heels**.

Boys: A pair of black trousers (8), a white shirt and a tie (9) is perfect. Wear black or brown shoes (10). Formal clothes are expensive – not cheap. Look out for **sales!**

When it is cold, wear a sweater (11) and a jacket (12) or coat (13). Hats (14) and scarves (15) are **useful** accessories. Boots (16) are really **warm!**

PRICE LIST:

1	€ 40
2	€ 12.50
3	€ 18
4	€ 31
5	€ 55.25
6	€ 23
7	€ 61
8	€ 24.15
9	€ 29
10	€ 35
11	€ 64
12	€ 98
13	€ 87.25
14	€ 100
15	€ 56
16	€ 78

2 In pairs, ask and answer questions about the clothes prices.

A: How much are the shoes?

B: They are € 35. They're expensive.

A: How much is the blouse?

B: It's € 18. It's cheap.

Glossary

guys: boys or men

high heels: women's shoes with a higher heel

sales: discounted prices

useful: helpful

warm: not cold



3 **Think Fast!** In your notebook, write five items you have got in your closet.

4 Look and tick (✓) the item in the wrong category.



Adjectives

Use adjectives to describe nouns.

- casual
- elegant
- comfortable
- cheap
- expensive
- useful
- warm

5 Read and circle the correct definition.

- | | | | |
|------------|------------------------|--------------|----------------------------------|
| 1. casual | informal / formal | 3. cheap | costs a lot / costs little money |
| 2. elegant | simple / sophisticated | 4. expensive | not elegant / not cheap |

6 In your notebook, describe what they are wearing.



What is he wearing?
He's wearing...
What is she wearing?
She's wearing...

7 In pairs, describe what you are wearing. Swap roles.

A: I'm wearing blue jeans, a red t-shirt, a pair of white shoes...

Hohoho!

Hahaha!

YOUR SWIMSUIT.

MY WHAT?

WHERE ARE YOUR TOGS?

G'DAY EMILY!

HEY EVERYBODY, THIS IS MY NIECE EMILY FROM CANADA!

MY COUSIN IS WEARING A COAT AND A WOOLLEN HAT.

It is a hot Christmas day in Sydney, Australia... when Emily arrives from Vancouver.

- 1 Read the sentences and circle the correct option.**
1. Australia is in the northern / southern hemisphere.
 2. It is near Greenland / New Zealand.
 3. Native people in Australia are called Navajo / Aborigines.
 4. Australia is famous for kangaroos and koalas / kiwis.
 5. The capital city of Australia is Sydney / Canberra.



Australia

2 Read the comic and circle to complete the sentences.

1. The day is
 - a) hot
 - b) December 25.
 - c) both a and b
2. Emily is from...
 - a) Canada.
 - b) Australia.
 - c) the United States.
3. Emily is confused about some Australian...
 - a) words.
 - b) traditions.
 - c) songs.
4. Emily and her cousin
 - a) ski.
 - b) surf.
 - c) swim.



3 Write the Australian English words.



1



2



3



4



5

Glossary.....

g'day: hello

togs: swimsuit

barbie: barbecue

esky: a portable cooler

tucker: food





4 Stop and Think! What activities are fun when you are with your family?

1 Classify the highlighted words in the VIP profiles.

	Colours / Adjectives	Clothes	Relationships
1	black, woollen	sweater, scarf	sister
2			
3			
4			
5			
6			


2 Complete the descriptions.

 **Pictures**
Albums



This is my best friend, Lionel.
He's wearing _____

_____.



This is my sister, Lucy. She's wearing _____

_____.

3 Make VIP (very important person) profiles for four or more people.

1. Choose people who are very important to you.
2. Find photos of the people.
3. Say who they are.
4. Describe what they are wearing.
5. Present your VIP profiles.

VIP Profiles

1



This is my **sister**, Avery. She's wearing a **purple sweater** and a **red scarf**.

2



This is my **mum**. She's wearing a **black coat** and a **woollen scarf**.

3



This is my **best friend**, Tania. She's wearing a **white blouse** and **jeans**.

4



This is my **grandpa**. He's wearing a **grey shirt** and a **warm sweater**.

5



This is my **teacher**, Mr Farrell. He's wearing a **blue shirt**, a **red tie** and **jeans**.

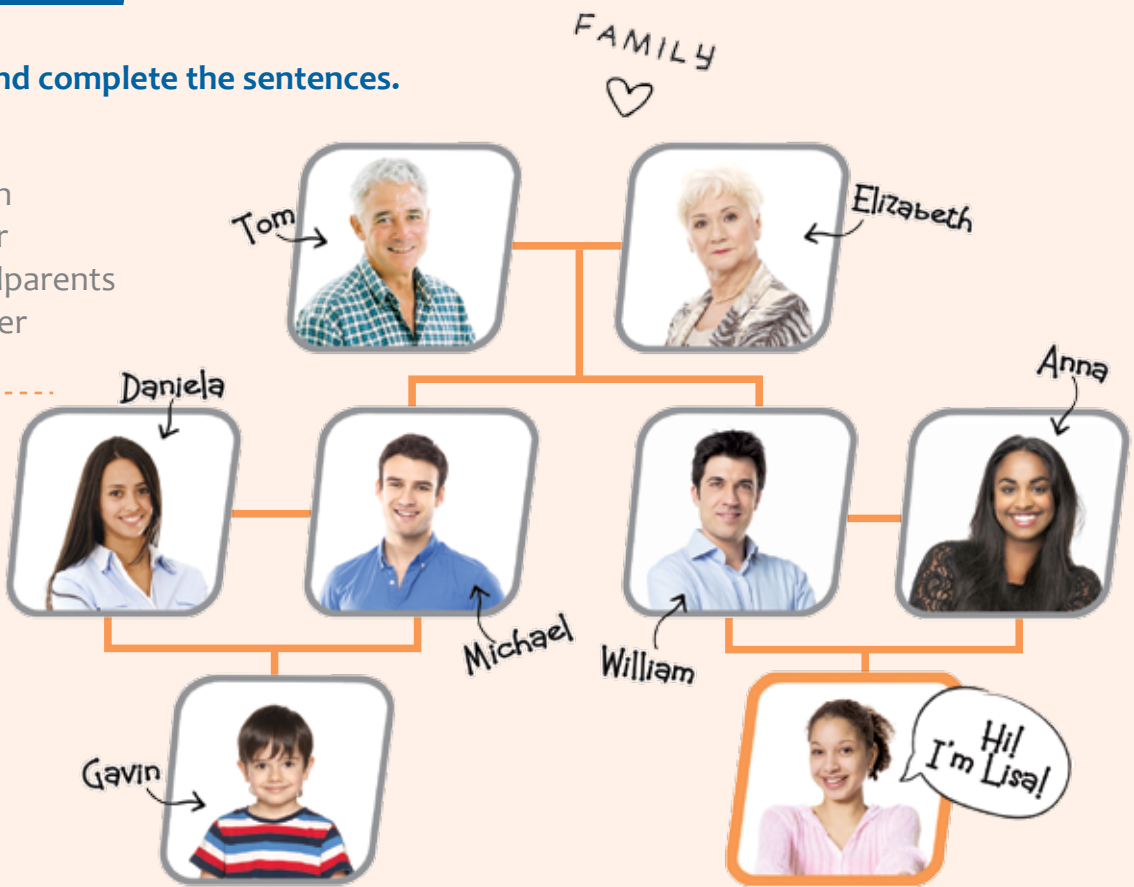
6



This is my **big brother**, Travis. He's wearing a **grey T-shirt** and **shorts**.

1 Look and complete the sentences.

- aunt
- cousin
- father
- grandparents
- mother
- uncle


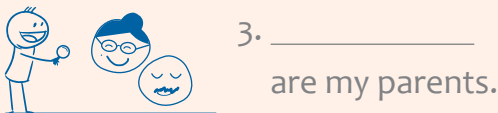

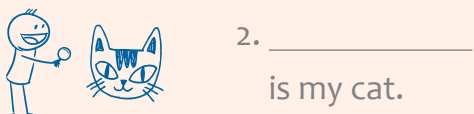
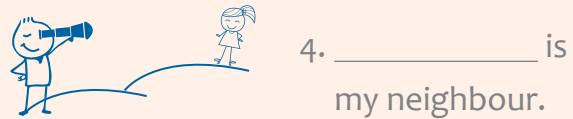


This is my family! Tom and Elizabeth are my (1) _____. William is my (2) _____. Anna is my (3) _____ and Gavin is my (4) _____. Michael is my (5) _____. Daniela is my (6) _____.

2 Read and circle T (True) or F (False).

- | | | | | | |
|---------------------------------|---|---|-------------------------------|---|---|
| 1. Daniela is William's sister. | T | F | 3. Michael is Lisa's brother. | T | F |
| 2. Anna is Gavin's aunt. | T | F | 4. Lisa is Gavin's niece. | T | F |

3 Look and complete using *this, that, these* or *those*.



4 Look and circle the correct option.



1 my / their dog



2 his / her garden



3 his / its sister



4 our / its food

5 Look and circle the correct option.



1 T-shirt / blouse



2 hat / tie



3 sandals / socks



4 boots / shoes



5 scarf / tie

6 Classify the clothing items.

dress hat jeans trousers scarf shoes shorts tie

How much is the...?

How much are the...?

7 Look and complete the prices.

1. \$68.00 _____ - _____

2. \$16.25 sixteen _____ - _____

3. \$45.99 forty - _____ ninety- _____

4. \$89.95 eighty-nine _____ - _____

5. \$56.50 _____ - _____ fifty

8 Unscramble the adjectives.

1. aaclsu _____

2. folcabmorte _____

3. etelnga _____

4. envexepis _____

5. pheca _____

6. sueufl _____

