

SIGN UP

TO ENGLISH

#New Edition



2



Richmond

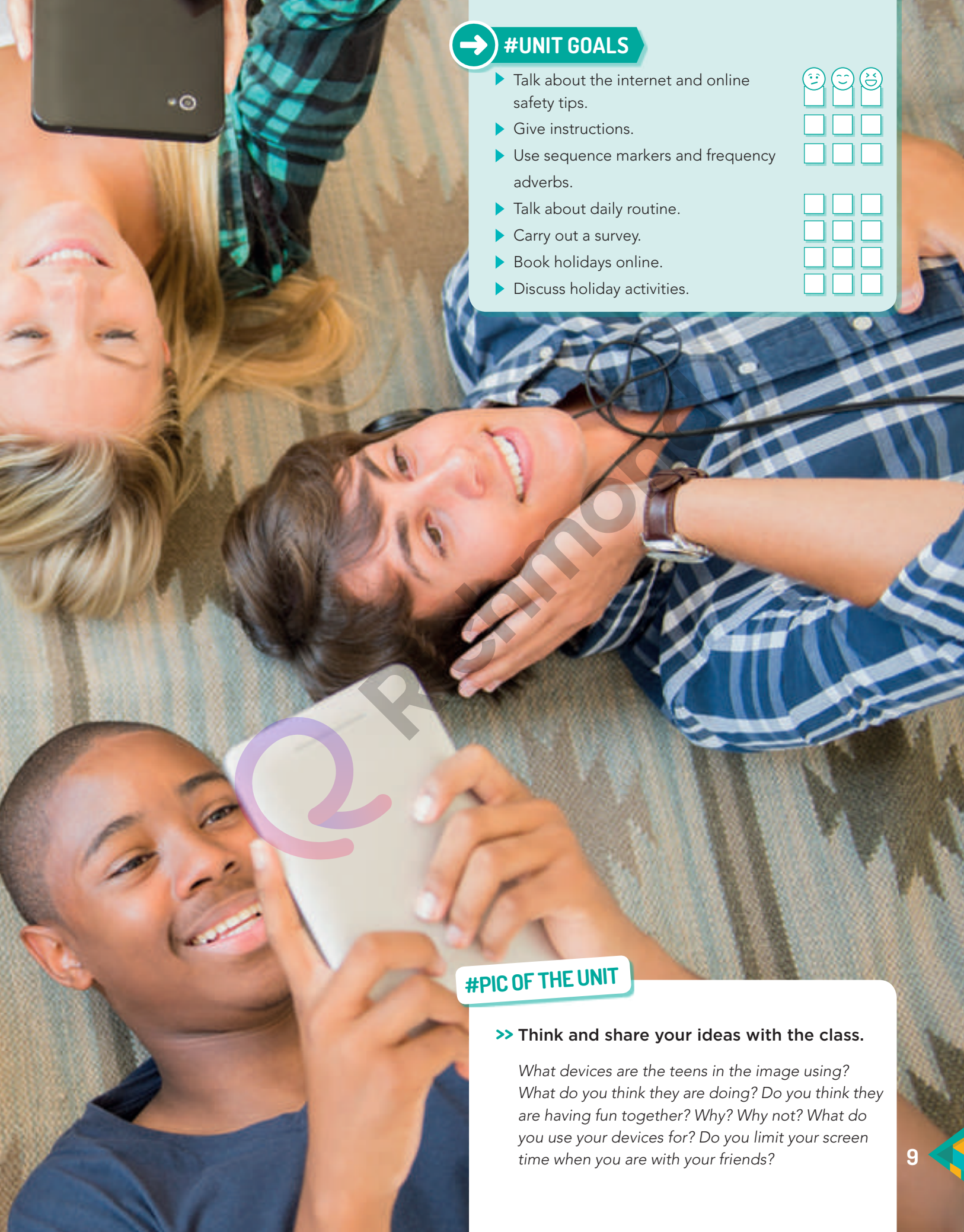


STUDENT'S BOOK




1

#DIGITAL LIVES



#UNIT GOALS


- ▶ Talk about the internet and online safety tips.
- ▶ Give instructions.
- ▶ Use sequence markers and frequency adverbs.
- ▶ Talk about daily routine.
- ▶ Carry out a survey.
- ▶ Book holidays online.
- ▶ Discuss holiday activities.



#PIC OF THE UNIT

» Think and share your ideas with the class.

What devices are the teens in the image using? What do you think they are doing? Do you think they are having fun together? Why? Why not? What do you use your devices for? Do you limit your screen time when you are with your friends?

- 1  **Warm-up:** Do you search for information on the internet? What kind of information do you search for? What apps do you usually use? Why? Do you buy anything online? Are you addicted to mobile devices?

- 2 **Complete the sentences using the words in the box.**

password meme computer virus email address username emoji app



The screenshot shows a web browser window with the address bar displaying 'www.e-glossary.com'. The page title is 'Digital Terms'. There is a search bar and an 'A-Z' button. The page contains seven numbered definitions of digital terms, each with a blank line for the student to write the word.

- 1 A _____ is an identification used by a person with access to a computer, network, or online service.
- 2 An _____ contains a series of letters, numbers and symbols used to send and receive emails. It must have a dot and @.
- 3 A _____ is a secret word or combination of letters and / or numbers used for communicating with a computer to prove who you are.
- 4 An _____ is a digital picture that represents feelings, objects, places; etc.
- 5 A _____ is malicious software that can infect computers or mobile devices.
- 6 A _____ is a humorous image, video, text or the combination of these elements that is spread rapidly on the internet.
- 7 An _____ is a software that you can download onto a mobile phone or other devices.



#Useful Tip > Vocabulary

Saying email addresses


All email addresses contain the sign @ that is pronounced *at* and a . that is pronounced *dot*.

Some email addresses can also contain an *underscore*: _

For example:

kim_johnson@mail.com is *kim*

underscore johnson at mail dot com

- 3  **Kim loves playing online games. Listen to the dialogue she has got with her mum and fill in the blanks with only one word.**

Ms Gann: Your dad and I have to go out now.

Be ^[1] _____ !

Kim: Yes, Mum. Can I play on my computer?

Ms Gann: Okay. But you know the rules. Don't chat with strangers! Always use a ^[2] _____ !
And never share personal information with other players!

Kim: I ^[3] _____ do that. I only play with my friends, Mum! How many times do I have to tell you that?

Ms Gann: And have your dinner first. It's in the microwave. And don't ^[4] _____ to eat some fruit!

Kim: I know! I always eat fruit in the evening, Mum.

Ms Gann: And ^[5] _____ off your mobile before you go to bed at 10 o'clock. You've got school in the morning.

Kim: OK, Mum!

Ms Gann: ^[6] _____ your teeth before you go to bed.

Kim: Mum, I do that every day. You don't have to ^[7] _____ me that over and over again!
You can go now.

Ms Gann: OK, then. Take care! Goodbye!

Kim: ^[8] _____ be late!

Ms Gann: Very funny!



#Sign Up to Grammar

Imperatives

Affirmative

Mute the mic.

Use this app.

Buy that antivirus programme.

Negative

Do not (Don't) mute the mic.

Do not (Don't) use this app

Do not (Don't) buy that antivirus programme.

Remember!

Use the **imperative** to give orders, tips or instructions. You can use **please** to soften orders and sound more polite.
Please, mute the mic. Or: Mute the mic, **please**!
Please, don't talk to me like that! Or: Don't talk to me like that, **please**!

With **always** and **never**:

Never accept messages from a stranger.

Always use a strong password.



4 Look at the Sign Up to Grammar box and underline all the examples of imperative sentences in activity 3.

5 How many sentences can you write in three minutes using the prompts below? Write them down in your notebook.

Don't

Never

Always

download

accept

block

give

send

friend requests from strangers.

insulting messages.

personal information to strangers.

files from strangers.

software from reliable sites.

6 Use the verbs in the box to complete these online safety tips.

use log ~~give~~ delete ~~talk~~ post control

ONLINE SAFETY TIPS

Here are some tips to help you avoid dangers on social media.

[1] Don't talk to strangers.

[2] Never give your home address, telephone number or private information to strangers.


[3] _____ your current location.

[4] _____ a different password for each of your accounts.

[5] _____ off your accounts when you aren't using them.

[6] _____ any of your posts you don't like any more to clean or protect your digital footprint.

[7] _____ your security settings to make sure who can see what you share online.





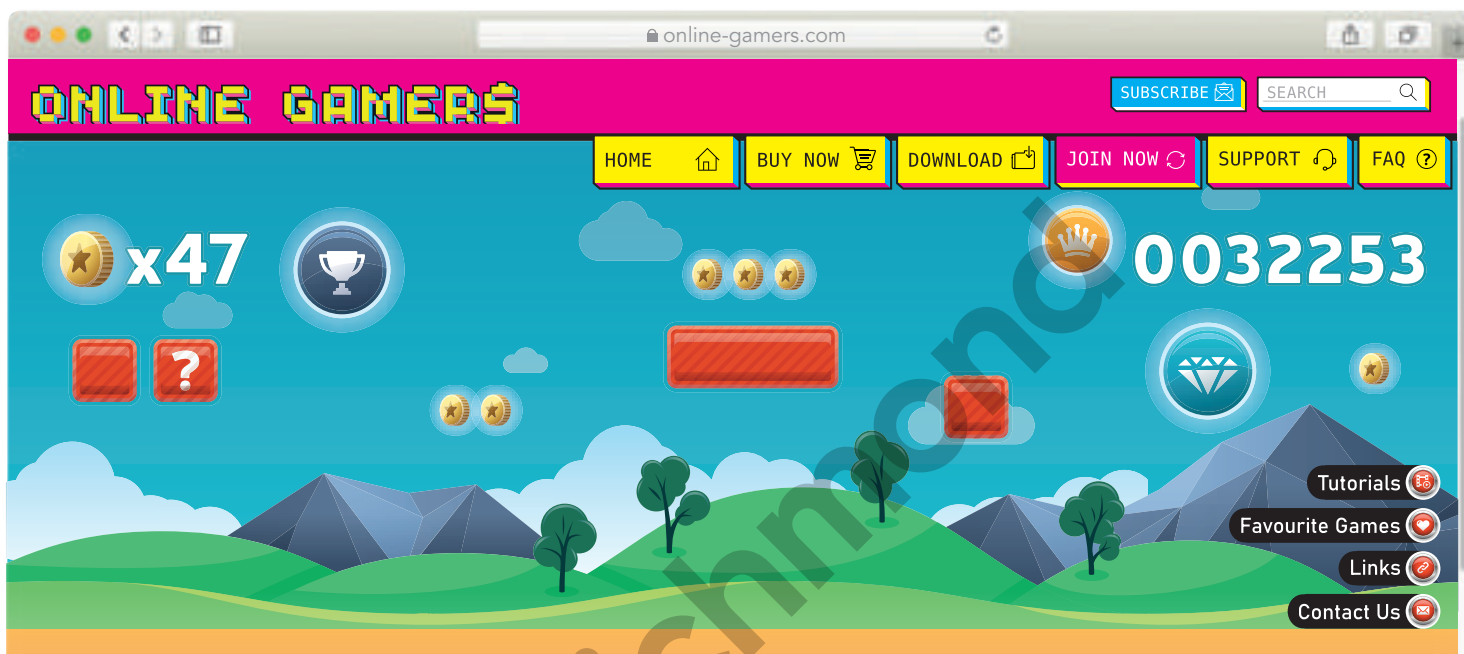
7 Work in pairs. Take turns to ask and answer about the recommendations in activity 6 you follow to keep safe on social media. What other actions do you take to protect yourself? How can online risks affect your safety?

A: Do you ever talk to strangers?

B: Well, I sometimes do. I know it's not good. What about you?

A: I never chat with people I don't know. And do you...?

- 1  Warm-up: Do you like playing games online? Why? Why not? Do you prefer single player games or multiplayer games? Why? Can you mention three positive and three negative aspects of playing online games?
- 2  Read the webpage of *Online Gamers* and write the names of the sections.



Click on...

- | | |
|---|--|
| 1 _____ to watch videos and learn how to play games. | 5 _____ to receive news and notifications in your mail. |
| 2 _____ to find a list of common questions and answers. | 6 _____ to play a game online with other players. |
| 3 _____ to get help online. | 7 _____ to look for specific information or a game. |
| 4 _____ to check the ranking of popular games. | 8 _____ to send a message to the staff of <i>Online Gamers</i> . |

- 3 Look at the Sign Up to Grammar box and complete the instructions with the correct sequence marker.

FAQ ?

HOW DO I JOIN A FRIEND'S GAME?

[1] _____, click on the *Join now* tab. [2] _____, select the *Multiplayer* option. [3] _____, go to *Search Friends* to find friends from your list who are playing online. [4] _____, choose your character. [5] _____, start to play with your friends!



#Sign Up to Grammar

Sequence markers

Use these words to indicate the different steps when giving a set of instructions: **first**, **then**, **next**, **after that**, **finally**.

First (Firstly), access the game store on your device.

Then, search for the game in the library.

Next, select the game you want to buy.

After that, adjust the payment details.

Finally, press Install to have the game on your device.




4 Match the columns.


- | | | |
|---------------|-----|----------------------------|
| 1 Click on... | [] | some seconds. |
| 2 Find... | [] | to play. |
| 3 Wait for... | [] | the <i>Install</i> option. |
| 4 Select... | [] | the <i>Download</i> tab. |
| 5 Type... | [] | the name of the game. |
| 6 Start... | [] | the icon of the game. |

5 Complete the chat with the instructions in activity 4 and some sequence markers.


SUPPORT


Assistant

Hi! I'm your virtual assistant.
How can I help you?


Player

Hi, I can't find a game I want to play online.
It's called *Green Warriors*.


Assistant

You can't play this game online. You must download it. Here are some instructions to guide you. First,

[1] _____ at the menu. [2] _____

[3] _____ in the search bar. After that,

[4] _____ under the icon of the game and

[5] _____ until the download is complete.

[6] _____ [7] _____ on your home

screen and [8] _____.



6 Now listen and check your answers above.


7 In your notebook, write a set of instructions to create an account to play online games.

8 Work in pairs. Tell your partner the different steps to follow to do one of the activities in the box.

Download an app on your mobile. Upload a story on a social network.
Host a virtual group meeting on a platform.

A: How do you... ?

B: First, you... Then, ... Next, ...

- 1  **Warm-up:** Would you like to take part in an online international competition? What would the competition consist of? What do you think it would be like? Why?


- 2 **Complete the text using the verbs in brackets in the Simple Present.**



The International Olympiad in Informatics (IOI) ^[1] _____ (be) a competition for high school students sponsored by UNESCO since 1989. It ^[2] _____ (promote) the interest in the field of informatics and it ^[3] _____ (recognise) young talented students. Every year one of the participating countries ^[4] _____ (organise) and ^[5] _____ (host) the competition for a week. The contest ^[6] _____ (last) for two days and there ^[7] _____ (be) cultural and recreational events during the remaining days. This ^[8] _____ (help) to develop friendly relationships among participants from different parts of the world.

The teams ^[9] _____ (include) up to four students representing their country, but contestants ^[10] _____ (compete) individually to add points to the total score of their team. Each student ^[11] _____ (solve) three algorithmic problems in five hours by applying different IT skills such as programming and testing. According to their scores, winners ^[12] _____ (receive) a gold, silver or bronze medal.

Adapted from: <https://ioinformatics.org/page/contests/10>

- 3  **Listen to an interview with Emily, a silver medal winner at IOI, and circle the correct option.**

Interviewer: Congratulations on your medal, Emily! I guess you train very hard. How long do you spend on your computer every day?

Emily: Thanks! I ^[1] **always** / **usually** try to spend no more than three hours a day in the afternoon.

Interviewer: And do you practise any sports?

Emily: Yes, I play basketball ^[2] **once** / **twice** a week. And I've got swimming lessons on Monday, Wednesday and Friday.


Interviewer: Wow, you've got a busy week. What time do you go to bed?

Emily: I ^[3] **rarely** / **hardly ever** go to bed before midnight but I'm ^[4] **always** / **never** tired in the morning.

Interviewer: Do you relax at the weekend?

Emily: ^[5] **Sometimes** / **Never**. I haven't got much free time because I ^[6] **often** / **very often** meet with the IT teacher and the study group to train for the Olympics. But we've got a great time together and I enjoy the practice.



- 4  **Listen to Emily talking about some of her daily activities and tick (✓) the correct adverb.**

	always	usually	often	sometimes	never
walk to school					
have lunch at school					
do homework					
watch TV					
walk the dog					

- 5 **Now complete the sentences using the information in activity 4.**

- Emily _____ to school because it's near her house.
- She _____ at school because she's got extra-curricular activities.
- She _____ homework in the afternoon but she _____ TV.
- She _____ the dog in the park.



#Sign Up to Grammar

Frequency adverbs

0% never rarely / hardly ever sometimes often very often / usually always 100%

She is **never** late for school. (to be + frequency adverbs)

She **usually** goes swimming in the afternoon. (frequency adverbs + other verbs)

First, she **always** has a shower. Then, she **sometimes** plays online games.

How often do you train for the Olympiad in Informatics? Very often.

How often does Emily visit her friends after school? Not very often.

Remember!

Use **frequency adverbs** and the **Simple Present** to talk about people's daily routine and how often they do things.



6 Look at the Sign Up to Grammar box. Match the sentences with their meanings.

- | | |
|--|-----------------------------------|
| 1 She usually gets up at 7 am. | [] She does it some days. |
| 2 She always chats with her friends. | [] She doesn't do it. |
| 3 She never plays sports in the morning. | [] She does it almost every day. |
| 4 She rarely misses an IT lesson. | [] It's her normal routine. |
| 5 She has sometimes got basketball practice. | [] She almost never does it. |
| 6 She very often goes to bed at midnight. | [] She does it every day. |

7 Unscramble the questions. Then write true answers about you, your family or friends.

- 1 school? / How / friends / be / late / your / often / for

Q: How often are your friends late for school?

A: They're sometimes late for school.

- 2 cook? / you / often / How / do

Q: _____

A: _____

- 3 home? / often / does / your mum (or dad) / work / How / from

Q: _____

A: _____

- 4 you / share / online? / How / photos / often / do

Q: _____

A: _____

8 Interview three partners and complete the table with notes. Then report your findings to the class.

How often...	Name:	Name:	Name:
play online games			
watch series online			
clean your room			
check social networks			
do homework			

A: How often do you play online games, (Juan)?

B: Never, I don't like playing games.



- 1 Warm-up: What are the pros and cons of booking holidays online? What aspects would you consider to book a holiday online safely?
- 2 Read the information on a travel agency website and underline the holiday activities. Which is your favourite destination? Why?

Dream Holidays
www.dreamholidays.com

ONLINE TRAVEL AGENCY

Find your next destination

Visit Edinburgh



Do you like visiting historic places? Then this city's got a lot to offer in the New Town and the Old Town. There are countless restaurants, museums and shops where you can experience the capital city of Scotland. You can go sightseeing on a Hop-On Hop-Off bus tour or you can join a guided walking tour to learn about historic places and iconic buildings. Don't forget to book a ticket online to explore Edinburgh Castle, the most famous landmark. You can hire an audio guide to find out about the history of the place, remarkable events and important people in the castle. Do you want to know more about the past? Visit the Palace of Holyroodhouse and get more information in this royal residence. If you prefer a bit of adventure, take the opportunity to go hiking to the remains of a volcano near the palace. From Arthur's Seat, the highest point, you can have a spectacular view of Edinburgh.

Package holidays. Online booking. Click here!

Visit Tulum



If you enjoy relaxing surrounded by nature, Tulum is the right place for you! Go snorkelling or go diving in the crystal clear water of the Caribbean and be surprised by marine life. If you want to take a break from sunbathing on the beach, you can visit nearby cenotes. Book a bike tour to get to these natural sinkholes. After cycling through the jungle, swim and keep cool in the cenotes while you learn about their meaning to the Mayas. And to know more about this civilisation, you mustn't miss the ruins of the Mayan city! Explore the place with a guided tour to make the most of this experience. Another fantastic spot in Tulum is the Sian Ka'an Biosphere Reserve. Take an eco-friendly tour and be amazed by this natural paradise. If you want to go shopping, buy souvenirs, eat out or go dancing, there are also numerous options downtown to do these activities.

Package holidays. Online booking. Click here!

- 3 Read the website again and find adjectives to describe these nouns.

- | | |
|-------------------|-------------------|
| 1 _____ landmark | 5 _____ residence |
| 2 _____ spot | 6 _____ view |
| 3 _____ buildings | 7 _____ events |
| 4 _____ paradise | 8 _____ water |

- 4 In pairs, take turns to ask and answer about the activities mentioned on the website that you like / love / hate / enjoy doing when on holiday.

A: Do you like visiting historic places?
B: No, I don't. I usually get bored.

#Useful Tip > Grammar

Love, like, enjoy, hate + ing

We love going hiking.

He doesn't like checking his emails.

He hates answering his emails.

I quite enjoy going shopping.

Remember! Going shopping, going sailing, going camping, going sightseeing; etc.



#Sign Up to Grammar

Would like (love) to + verb

Affirmative

I would like to visit Dubai on my next holiday. =

I'd like to visit Dubai on my next holiday.

He would like to go hiking. = He'd like to go hiking.

We would love to travel by plane. = We'd love to travel by plane.

I would love to live in London. = I'd love to live in London.

Negative

I would not like to travel by plane. = I wouldn't like to travel...

She would not like to go skiing. = She wouldn't like to go...

Interrogative & Short Answers / Wh- Questions

Would you like to visit Argentina?

Yes, I would. / No, I wouldn't.

Where would you like to live?

I'd like to live in Paris.

Remember!

We use **would like to / would love to** to express wishes with all subject pronouns: *I, you, he, she, it, we, you and they.*



#Useful Tip > Vocabulary

You can travel...

by bus (or coach). by taxi.

by plane.

by ferry (or boat).

by car.

by train.

Or you can go *on foot (walk)* when you go sightseeing.

5 Listen to the dialogues and complete.

1 Amanda

Destination: _____

Means of transport: _____

2 Sarah and Jen

Destination: _____

Activity: _____

3 Steve and Nick

Destination: _____

Means of transport: _____

4 Matt and Kate

Destination: _____

Activity: _____

Means of transport: _____

6 Look at the Sign Up to Grammar box. Listen to the dialogues again and answer.

1 Would Amanda like to travel by train?

2 Where would Sarah and Jen like to go on a tour?

3 Where would Steve and Nick like to travel to from Cancun?

4 Would Matt and Kate like to join a walking tour?

5 Why wouldn't Kate enjoy the views?

7 Use the prompts to write true sentences about you and your family. Use **would** or **wouldn't like / love**.

1 My parents and I / go on / cruise / our next holiday

2 I / go on foot / when I go sightseeing in New York

3 My grandparents / book their holidays online

4 My family and I / visit / Perito Moreno Glacier



8 Work in pairs. Guess what your partner **would / wouldn't like** to do when travelling. Swap roles.

A: Would you like to travel by plane on your next holiday?

B: (writes yes or no on a sheet of paper)

A: I guess you would like to do that.

B: That's right! A point for you! / No, I wouldn't. Sorry! A point for me!



9 In your notebook, write about what you'd like to do on your next holiday. Include the destination and the means of transport chosen.

1 Find five verbs and complete the tips to stay safe on social media.

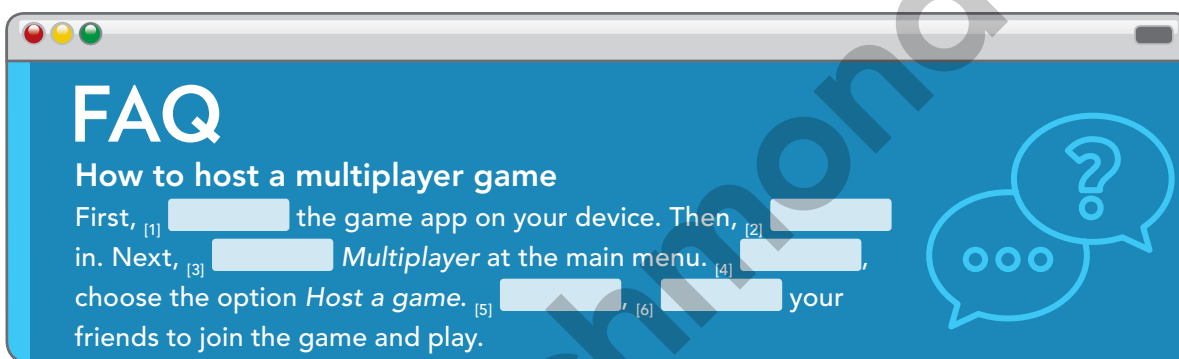


- 1 Adjust your privacy settings on your account.
- 2 _____ unknown friends requests.
- 3 _____ antivirus software to protect your devices.
- 4 Don't _____ private information or share your location.
- 5 Never _____ with strangers online.
- 6 Remember to _____ off your account.


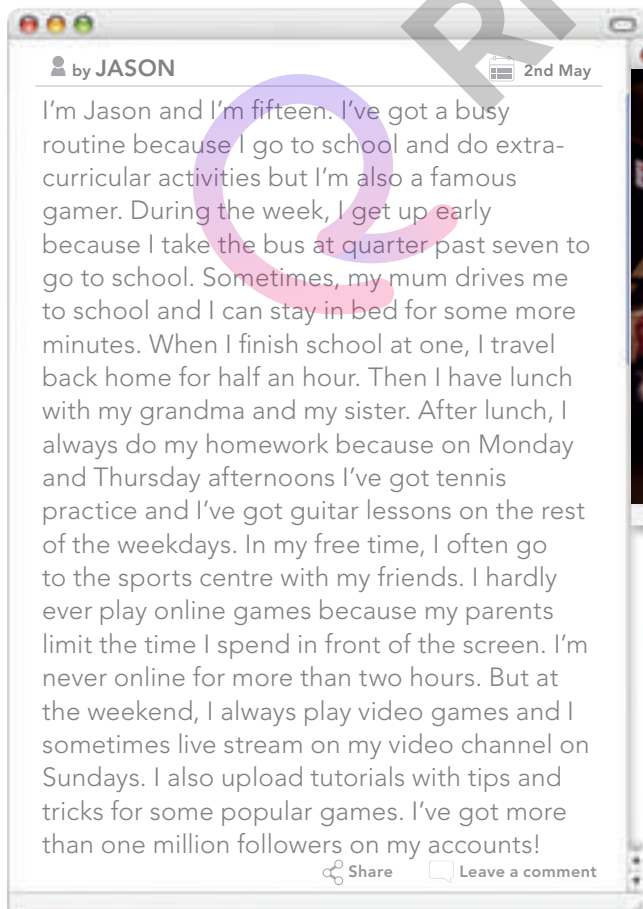


2 Complete the instructions with the words in the box.

select Finally sign After that wait for open



3 Read about Jason's routine and write true (T) or false (F).



- 1 Jason is fifteen years old. []
- 2 He goes to school in the morning. []
- 3 His mother always takes him to school. []
- 4 He does his homework after lunch. []
- 5 He's hardly ever got guitar lessons during the week. []
- 6 He usually spends long hours online on weekdays. []
- 7 He never broadcasts his games live. []
- 8 He makes videos about how to play some games. []

4  **Listen to Jason describing his weekend activities and tick (✓) the correct answer.**

- What time does he have lunch?
At noon. [] At one. []
- How often does he wash the dishes?
Always. [] Very often. []
- Who does he play online games with?
His friends. [] His followers. []
- How often does he upload videos on Saturdays?
Hardly ever. [] Never. []
- When does he broadcast live on his channel?
On Saturday. [] On Sunday. []

5 Answer about you.

- How often do you play online games?

- Do your parents often limit your screen time?

- Do you usually share posts on your social media accounts?

- How often do you take a break from social media?

- Would you like to have your own video channel?

6 Complete these sentences with your own ideas using a verb with -ing.

- I think I quite enjoy...

- My best friends don't like...

- My family and I simply love...

- My neighbour often likes...

- I hate...

7  **Work in pairs. Take turns to share your ideas in activity 6 and ask questions to know more about your partner.**

A: I think I quite enjoy reading books.
B: What type of books do you usually read?
A: Adventure books.

8 Complete the dialogue with the words in the box.

package go make book
'd stay take travel like

- A: Where would you like to go on holidays?
B: I ^[1] _____ love to visit the Falls in Misiones.
A: Let's check some ^[2] _____ websites.
Sometimes there are cheap ^[3] _____ holidays.
B: That's perfect! We can ^[4] _____ our holiday online.
A: Would you like to rent a flat or ^[5] _____ in a hotel?
B: I prefer a hotel with a pool. I'd ^[6] _____ to go swimming.
A: OK. And look! There are lots of activities to do. We can ^[7] _____ near the falls by boat.
B: I'd love to ^[8] _____ this tour.
A: So, let's ^[9] _____ our reservations!

9  **Work in pairs. Discuss and tick (✓) the options you choose to plan your next holidays together.**



Seven-Day Holiday Package

Destination: Beach ☐ Mountain ☐
Historic city ☐

Means of transport: Plane ☐ Train ☐
Bus ☐ Car ☐

Accommodation: Hotel ☐ Hostel ☐ Flat ☐

Activities: go sightseeing ☐ go shopping ☐
go skiing ☐ go scuba diving ☐
visit museums ☐ go hiking ☐
go surfing ☐

A: Where would you like to go?
B: I'd like to go to the beach because... What about you?
A: I like the idea. I'd love to visit Hawaii...

10  **Now write about your seven-day holiday package using the information in activity 9 in your notebook.**

Olivia and I would like to go to the beach on our
next holiday. We'd love to visit Hawaii...