


1 At School

1 Listen and follow. 

Hello! My name's Ms. Smith.
What's your name?



Hello! My name's Ann.

Hi! I'm Tom.

◆ Act out the dialogue. 

2 Make a class book.



Hi! My name's Sam.
What's your name?



Hi! My name's Lucy.

◆ Introduce yourself.

3 Listen and point. Then trace the words. 2



pencil

notebook



pen

School Things

A pencil, a pen, a desk and a book.

A ruler and scissors, take a look!

A computer, a notebook, and a glue stick for me.

School is the very best place to be!

scissors



desk



ruler



book




glue stick

computer



◆ Listen again and chant.

4 Mark (✓) the school objects.



◆ Ask and answer. 🍎

What are these?



What's this?



It's a pencil.



They're scissors.

1 Listen and stick.  

What's This?

What's this? What's this?
What can it be?
This is a **pencil**
Just for me!



◆ Point and chant.

2 Play *School Supplies*. 

What's **this**? It's a/an...
Is **this** your...?
Yes, it is. / No, it isn't.
Are **these** your...?
Yes, **they** are. / No, **they** aren't.



3 Listen and stick.  



◆ Act out the dialogue. 

4 Read and circle.

1 Is this your desk?



Yes, it is.
No, it isn't.

2 Is this your glue stick?



Yes, it is.
No, it isn't.

3 Are these your crayons?



Yes, they are.
No, they aren't.

4 Is this your eraser?



Yes, it is.
No, it isn't.

5 Are these your pencils?



Yes, they are.
No, they aren't.

1 Listen and follow. 5

Cool Stuff

1 Look! Awesome scissors!

Wow! Cool pencils!



Oh! Are these your school supplies?

Yes, they are.
But I can share!

Thanks!

◆ Trace the words.

2 Play Lost Stuff.

- Instructions**
1. Choose one school object.
 2. Put it in a bag.
 3. Take turns drawing one object out of the bag.
 4. Find the owner.

Is this your pencil sharpener?



No, it isn't.

3 Craft: Make a mobile.




1. Draw and cut out four classroom objects.
2. Write the title on a piece of cardboard.
3. Punch a hole on each object and tie them to the rectangle.

◆ Describe your mobile.



4 Play Around the Room. 🍄



Listening Booth



1 Point and say the letters.

The Alphabet Song

Aa, Bb, Cc, Dd, Ee, Ff, Gg,
Hh, Ii, Jj, Kk, Ll, Mm, Nn, Oo, Pp,
Qq, Rr, Ss, Tt, Uu, Vv,
Ww, Xx, Yy and Zz.

Now I know my ABCs.
Next time won't you sing with me?

◆ Listen and sing along.

2 Connect the dots and color.

Letters scattered around the puzzle: a, b, c, d, e, f, g, h, i, j, k, l, m, n, o, p, q, r, s, t, u, v, w, x, y, z.

3 Play *Spelling Names and Objects*.

T-o-n-y r-u-l-e-r b-o-o-k



1 Read and stick. Then trace the words. 



red



yellow



green



blue

◆ Read and follow. 

The Lost Pencil



◆ Read the story. 

2 Trace and color.



a yellow desk



a green pen



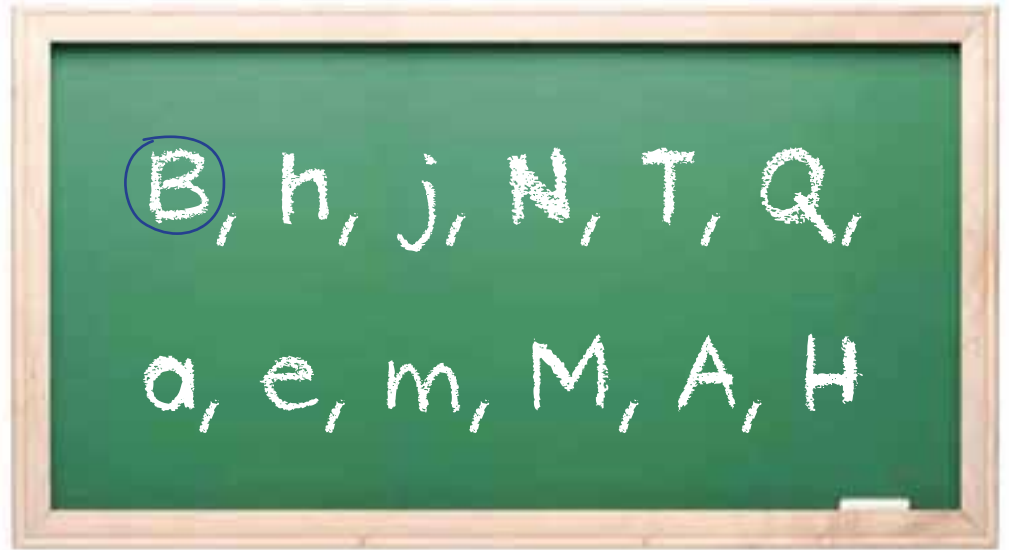
a blue ruler



a red eraser

Capitals and Lowercase Letters

1 Circle the capitals.



◆ Listen and repeat. 8

2 Follow the lowercase letters.



◆ Listen and repeat. 9



1 Make a class bulletin board.



Instructions

1. Draw a school object.
2. Color it.
3. Cut it out.
4. Place it on the bulletin board.
5. Ask questions to guess your partner's object.



Is this your ruler?

No, it isn't.

Think Back

I like working with a partner.

I can introduce myself in English.

I can say the names of school objects.

I can identify my school objects.

