

2

ARE WE
WHAT WE
WEAR?





Sample Unit
Work in progress
Richmond

Read the questions and discuss.

- 1** Do you like choosing clothes to wear? Why?
- 2** Do you wear the same clothes as your friends?
- 3** How do you feel when you wear your favourite clothes and accessories? Why?
- 4** Do you agree that “you are what you wear”? Why?



HAVE A GO!



Olivia

1



Jacob

2



Chloe

3



Thomas

4



Emily

5



William

6

- 1** According to your opinion, describe these people's styles. Use the words from the box.

cool cute elegant informal relaxed urban

- 1** Olivia _____ **4** Thomas _____
2 Jacob _____ **5** Emily _____
3 Chloe _____ **6** William _____

- 2** Discuss the questions below with a classmate.

- 1** In your opinion, do the people in the photos think a lot about what clothes to wear?
2 Do you plan what you are going to wear every day or do you just wear whatever you see in your wardrobe? Why?
3 What is your "first impression" of the people in the photos? Do you think your impression can change if you see them with different clothes on? Explain.

- 3** Guess who said that? Write the names of the people in activity 1. Then share your opinion with a classmate.

- 1** "I just love to read, mainly comic books. I actually have got a collection of them."
2 "My favourite subject is History. I think learning about other civilisations and important events is fascinating."
3 "I can play the guitar quite well, you know. I like many kinds of music, but I think my favourite one is classic rock."
4 "I have got tennis practice three times a week and I'm very good at it. I want to participate in the local competitions next year."
5 "I play video games every day, but never for more than one hour—it's my mum's rule."
6 "I don't really like watching TV... I think it's kind of boring."

React!

- 4** Which style from the photos do you identify most with? Choose your favourite and write a comment about it.



thatsnotmyname

WOW u look amazing... classy and elegant
 luv ur style so much

2h comment



indiegirl

You look soooooo cute Beautiful clothes

3h comment



i_am_enzo

So cool and modern

8h comment



POST

I Wonder

- 5** Write a question about fashion for preteens around the world. Then look for the answer.



Great!



Interact

LANGUAGE 1

- 1 Look at the pictures and complete the sentences. Use a dictionary if necessary.



- a Julia is wearing a white _____, _____ and flip-flops.
- b Mark is wearing a dark red _____, shorts, black _____ and blue _____.
- c Jessica is wearing a white _____ and _____.
- d Alyssa is wearing a grey T-shirt, _____ and black shoes.
- e Daniel is wearing a black _____, a black _____, a green T-shirt, dark _____ and white trainers.
- f Emma is wearing _____, a black and white jacket, a striped T-shirt, dark jeans and black _____.
- g Sarah is wearing a camouflage sweatshirt, _____ and black trainers.
- h Nicholas is wearing a blue striped _____, dark trousers and dark brown shoes.

- 2 What are Samuel, Sophia and Lauren wearing?

- 3 What are you wearing right now?

- 4 Find the synonyms for the underlined words. There is one extra word in the box.

colourful cool elegant informal relaxed

- 1 His casual T-shirt and jeans are completely inappropriate for a job interview at the bank. _____
- 2 The brand's autumn/winter collection is very classy, classic and formal, but in a modern way. _____
- 3 Thinking of rich young people, the designers promise a very hip style in their collection. _____
- 4 He plans to wear a laid-back outfit to the casual wedding ceremony at the beach. _____

- 5 Match the words to the definitions.

- 1 edgy
 - 2 preppy
 - 3 stylish
 - 4 trendy
- a ☐ fashionable; having impressive style
 - b ☐ influenced by the most recent fashion ideas
 - c ☐ different and strange in an interesting or attractive way
 - d ☐ looking expensive, classic and tidy

- 6 Choose one of the styles from activities 4 or 5 and create a look for it. Then read your description for your classmate to guess the style.

I think someone with this style wears...

LISTENING AND SPEAKING

1 Listen to Chloe. What is she asking her friends about?

- a ☐ The countries where they are from.
- b ☐ The kind of weather they prefer.
- c ☐ The type of clothes they wear.

2 Listen to Chloe's podcast again and number the speakers in the order they appear.



3 Complete the following sentences. Then listen again and check your answers.

- 1 Chloe is wearing a dark blue dress and cute _____.
- 2 Emily is wearing _____, a white _____ and a flannel _____.
- 3 Jacob is wearing a red polo _____, _____ and his favourite _____.
- 4 Olivia is wearing white _____, cropped _____, a jean jacket and a _____.
- 5 Thomas is wearing a white _____, _____, a blue _____ and _____.
- 6 William is wearing a _____, a blue jacket, a blue _____, _____ and new _____.

Buzzwords

"They're really **comfy**."

What does "comfy" mean? Look it up!

Pronunciation

4 Listen to Chloe and pay attention to the words in bold. How are they pronounced?

Hi there! If you've **heard any of** my podcasts you probably know **that I go to an international** school, and hmm... today I've decided to talk to **some of the kids from my school** about what they wear... Hmm, so, let's **check it out**...

5 Listen and practise saying these sentences, connecting the underlined words.

- 1 Why are you all dressed up today?
- 2 This hoodie was a gift from my dad.
- 3 It's cold outside, so put on your coat.
- 4 What are you wearing to the party?
- 5 It's OK, just keep it simple.

6 Are there words that are connected in your language? If so, can you think of any examples?

7 Work with a classmate to make questions for the answers below.

- 1 _____
Today I'm wearing blue jeans, a T-shirt and black trainers.
- 2 _____
I usually like to wear clothes that are comfortable and cute.
- 3 _____
My favourite thing to wear is my black dress.
- 4 _____
I like it because it's trendy and cool, but very comfortable too.

8 Interview your classmate using the questions from activity 7. Take notes on the answers.

9 Make a presentation about your classmate using the information in activity 8 and share it with the class. You can also record an audio of your presentation and publish it on a social network or your class/school blog.

Before Reading

1 Scan the text and tick the correct answers.

WHOSE TIGHTS ARE THESE?

Dressing superheroes for the big screen


How do we identify superheroes? In short, by a mix of courage, intelligence, sometimes an incredible amount of money, and often some superpowers. And, of course, awesome costume that is only theirs. That's why every hero is different, they have got to make a statement!

In comic books, superheroes wear colourful costumes with tights, capes, masks and other details that stimulate the reader's imagination. But when costume designers have to translate that into films, they need to make everything as realistic as possible because the costumes have got to look cool on real people. Considering that, costume design involves not only a lot of research, creativity and innovation, but it has also got to consider cultural identity.

Designers have to look into specific values, beliefs, traditions, habits and

other characteristics of certain communities which differentiate the people that belong to them. In costume design, identity is related to how costumes represent the heroes' different origins, cultures and personalities. Let's take *Black Panther* (2018) as an example: in its futuristic society of Wakanda, the diversity of the tribes is expressed by the use of traditional African geometric patterns, vivid colours and expressive jewellery. King T'Challa's personal guard is composed exclusively of women warriors: their costume is a deep red inspired by the Turkana and Maasai tribes from Kenya, and they wear the typical neck rings (called *idzila*) from the South-African Ndebele tribe.

As we can see, costume design is a key element in superhero films, helping us understand the characters and identify with them—and consequently, enjoy watching the stories.



The Avengers in comic books and films.

1 What type of text is this?

- a ☐ A letter.
- b ☐ A short story.
- c ☐ An article.

2 Where can you find this text?

- a ☐ In a science-fiction book.
- b ☐ In a magazine.
- c ☐ In an instruction manual.
- d ☐ On a website.
- e ☐ In a newspaper.

3 What are the objectives of the text?

- a ☐ To give personal information.
- b ☐ To make recommendations.
- c ☐ To give information about a topic.
- d ☐ To tell a story.
- e ☐ To interest and entertain the reader.

4 What kind of reader is this text for?

- a ☐ People in general.
- b ☐ Only experts.

While Reading

2 Read the text and write the number of the paragraph where you can find...

- a differences between superhero costumes in comic books and films. _____
- b clothes and accessories as an expression of personal identity. _____
- c basic characteristics of a superhero. _____
- d some elements of cultural identity. _____

3 Read the sentences and tick the right or wrong column according to the text.

		✓	✗
1	Superhero costumes in films are very simple to design – they have just got to look cool.		
2	The extravagant costumes in comic books stimulate the readers to have more fun using their imagination.		
3	It is important that costumes in films are identical to the ones in comic books.		
4	Superheroes are not real people, so cultural identity does not apply to them.		
5	Costume design can influence how much a person likes a superhero film.		

4 Which of the following costume items are not mentioned in the text?



5 Answer the questions according to the text.

- 1 Why do heroes wear colourful costumes?

- 2 What society is depicted in Black Panther?

- 3 Which tribes inspired the personal guard's costumes?

- 4 Where are those tribes located?

- 5 What is *idzila*?

After Reading

6 Discuss these questions with your class, giving examples.

- 1 Do you pay attention to the costumes in the films you watch? Why?
- 2 What films and/or series have got impressive costumes?
- 3 Do you think costume design is an interesting professional area? Why?

7 According to the text, what we wear is a way to express our identity. Do you agree? Why?

1 Answer the questions according to the images.



- 1 Whose tights are these?
They are Spider-man's.



- 2 Whose costume is this?



- 3 Whose mask is this?



- 4 Whose cape is this?

2 Look again at activity 1 and answer the questions.

- 1 What are questions with **whose** about?

2 What is the difference between question 1 and the other three questions?

3 Consider the beginning of the text on page 28. Circle the correct options to complete the sentences.

How do we identify superheroes? In short, by a mix of courage, intelligence, sometimes an incredible amount of money, and often some superpowers. And, of course, awesome costume that is only theirs. [...]

- 1 The underlined pronoun **theirs** refers to "Superheroes' costumes" and can be substituted in the sentence by **their costumes** / **they**.
2 Possessive pronouns **are** / **aren't** followed by the noun they refer to.

Whose/Possessive Pronouns

Whose tights are these? They are Spider-man's.
Use **whose** to ask questions about possessions.

Possessive Pronouns

I – **mine**
you – **yours**
he – **his**
she – **hers**
it – **its**
we – **ours**
you – **yours**
they – **theirs**

They are **Spider-man's** tights. They're **his**.
Use **possessive pronouns** to talk about **possessions**.


4 Complete the sentences with the correct possessive pronoun.

- 1 These are your boots. They're _____.
2 This is his cap. It's _____.
3 That is my T-shirt. It's _____.
4 Those are her shorts. They're _____.
5 These are our socks. They're _____.

5 Circle the incorrect options.



- 1 Is this our room? I think it's **our** / **ours**.
2 I'm not sure if those are my flip-flops or if they're **your** / **yours**.
3 "Whose sandals are these? Are they **your** / **yours**, Lily?" "No. **My** / **Mine** are here."
4 She is their mother, but I don't know **her** / **hers** name.

- 6 Write questions and answers using *whose* and possessive pronouns.



Whose scarf is this?

It's Paul's. It's his.



- 7 Read the sentences and answer the question.

The neck rings belong to the Ndebele tribe. They belong to **them**.

What words is "them" replacing?

Belong to/Object Pronouns

[...] and other characteristics of certain communities that differentiate the people that **belong to them**.

Use **belong to** when talking and asking questions about **possession** and **property**.


Object Pronouns

I – **me** it – **it**
 you – **you** we – **us**
 he – **him** you – **you**
 she – **her** they – **them**

Object pronouns refer to the **object** of a sentence and usually come **after** the **main verb** and **prepositions** (to, for, with, at, about, etc.).

- 8 Write sentences about the items in the box and the images. Use *belong to*.

Hawaii and Alaska Microsoft
 The Amazon Rainforest The Beatles' songs
 The Eiffel Tower The Great Wall



- 1 Hawaii and Alaska belong to the United States.

2 _____

3 _____

4 _____

5 _____

6 _____

- 9 Complete the sentences with the object pronouns.

her me them us you

1 Can you lend _____ a pencil sharpener, please?

2 He told _____ a white lie.

3 **A:** Are these Sarah's jeans?

B: Yes. They belong to _____.


4 Where are my glasses? I can't find _____.

5 We're late for Kelly's party. Do you think she is waiting for _____?

An Article

Before Writing

- 1 Read the article below. Then think of how you would like to complete the second paragraph.



Are we what we wear?

People say that the first impression counts, that the way we dress can say a lot about ourselves. But no! Of course the clothes we wear can help express our identity, but it isn't the only way.

Can you imagine that tall, strong woman who lives down the hall, with the huge French beads, loose jeans and heavy boots as a caring nurse? And...

As you can see, it's not only the clothes we wear that shape our identity. It's our character, it's the way we respect and deal with people that speaks louder than any fancy, trendy or edgy style.

Drafting

- 2 Write the first version of your paragraph based on your plan and using your own words.
- 3 Exchange paragraphs with a classmate. Share your opinions and make suggestions for improvement. Then review and edit your text.

Final Writing

- 4 Write a final version of your complete article. You can also publish it on a social network or your class/school blog.

easy hard impossible

It's _____ to draw conclusions about a person's personality based on what he/she wears.

Research


- ▶ Choose a person you often see but don't know very well (for example, a student from another form at your school, or a friend's brother/sister).
- ▶ Observe this person every day for about a week and take notes on the clothes and accessories he/she wears.
- ▶ Note the person's style. Can you see a pattern in the kind of clothes he/she wears?

Think

- ▶ Based on your notes, make a few deductions about that person, answering these questions:
 - ▶ *What are some of his/her main personality traits?* (e.g.: creative, funny, lazy, organised, shy, sociable, etc.)
 - ▶ *What are some of his/her personal interests?* (e.g.: favourite kind of music and films; likes/dislikes reading and types of books; favourite kind of physical activity and sports, etc.)
- ▶ Check if your deductions are correct or not by talking to the person and asking if he/she agrees with you.

Discuss

It's _____ to draw conclusions about a person's personality based on what he/she wears.

- 1  Talk to a classmate. Compare your conclusions and discuss these questions.

- 1 Can the saying "Don't judge a book by its cover." be applied to people? Why?
- 2 In your opinion, do your clothes express your true identity and personality? Why?
- 3 How do you think uniforms affect the way people see and relate to each other? Can you think of any advantages or disadvantages of uniforms?

GO AROUND!

- 1 Look at the photos and discuss the questions with a classmate.



Teenagers from Mali,
Iran and Myanmar.



- 1 What types of clothes do you think preteens around the world commonly wear?
- 2 How similar/different are your clothes from the ones in the photos?

2 Research and take notes.

- 1 Do most preteens wear similar clothing styles around the world?
- 2 How is the preteens' style related to their culture?

3 Why is it important to respect people regardless of what they choose to wear?

4 Cut and glue a picture that depicts teens' style in your country. Describe the style and explain how it is related to your culture.

Can you imagine not buying clothes any more?



1 Research into the concept. Bring your research to be discussed in class.

2 Read the text and discuss these questions.

- 1 What change in the fashion industry is expressed in the text?
- 2 Would you like to design your own clothes if the technology presented in the text becomes real? Why?

TECHNOLOGY

GREAT EXPECTATIONS: 3-D PRINTING

FOR THE FASHION INDUSTRY


Going shopping for clothes and shoes is considered a pleasant activity by many people, but it's also seen as a cause of stress for many others. No matter the opinion, everyone must consider that shopping for clothes might soon become a thing of the past and no, the solution is not traditional online shopping.

Instead, let's dream a little further and think about three potential advantages of 3-D printing for the world of fashion. Firstly, because of the possibilities of total customisation, size simply would not be a problem any more. You would just have to scan your whole body and use your original shape and measurements

to create items that not only fit you perfectly, but also look exactly like what you imagined. Secondly, considering that you aren't a fashion designer, all you would have to do is buy the design from a professional and either use your own 3-D printer or have your product printed at a local printing shop. Finally, differently from traditional production processes, 3-D printing would not generate any waste because the printers would only use the exact and necessary quantity of materials, and so the fashion industry would be much more sustainable.

Of course, there are still many aspects that must be improved before this becomes a reality for people around the world, but we all know how fast technology advances, so we can expect some revolutionary changes in the coming decade.


REVIEW 2


- 1  Listen to Chloe talking about her style and circle the words she mentions. Then answer the questions.

casual classic edgy hip laid-back
preppy stylish trendy

Which words from the box does Chloe use to describe clothes...

- a she wears? _____
b she doesn't wear? _____

- 2  Listen to Chloe again and tick the items of clothing she mentions.



- 3 Look at the picture and complete the dialogues with the word *whose* or a possessive pronoun.



- 1 A: _____ glasses are those? Are they Georgia's?
B: Yes, they're _____.
2 A: Is that Oliver's hoodie?
B: No, it isn't _____. It's Joshua's.
3 A: _____ scarf is that? Is it Charlotte's?
B: No, it isn't _____. It's Ruby's.
4 A: Is that Joshua's cap?
B: Yes, it's _____.
5 A: _____ shirt is that? Is it _____, Oliver?
B: Yes, it's _____. It's my favourite shirt.

- 4 Choose a person from activity 3 and describe what he/she is wearing.

- 5 Circle the correct word to complete each sentence.

- 1 I'm sure this coat belongs to **I** / **me** / **mine** because my name is on the tag.
2 Ethan, does this pair of underwear belong to you? Or is it **his** / **yours** / **your** brother's?
3 Does he know if these are **he** / **his** / **him** socks?
4 Aren't we confusing our flip-flops with **them** / **their** / **theirs**? I don't think these belong to **we** / **us** / **ours**.